




# MACHINO



QUALITY

INNOVATION

CUSTOMER FIRST





# CONTENT

S. NO.	TITLE	Page No.
1	MD MESSAGE	3
2	INTRODUCTION	4-5
3	INFRASTRUCTURE	6
4	VISION MISSION POLICY	7
5	MILESTONE	8-9
6	STATE OF ART MANUFACTURING	10
7	OUR PRESENCE	11
8	ROTAVATOR	12-18
9	INTER ROW ROTARY WEEDER	19
10	HARROWS	20-26
11	PLOUGHS	27-29
12	CULTIVATOR	30-36
13	RIDGERS	37-39
14	SUB SOILER	40-41
15	LANDSCAPE	42-47
16	SUPER SEEDER	48
17	DRILLS	49-50
18	POTATO DIGGER	51
19	STRAW REAPER	52
20	STRAW CHOPER	53
21	MULCHUR	54
22	ROTARY SLASHER	55-56
23	HAULAGE	57-60
24	CROP PROTECTION	61-63
25	MINI SERIES	64-74
26	SPARE PARTS	75
27	GEAR BOX	76
28	BLADES & SHOVELS	77
29	OTHER PRODUCTS	78
30	EVENTS	79

## KEY PRODUCTS

### ROTAVATOR

COMMANDO MULTI SPEED  
REGULAR SINGLE SPEED  
REGULAR MULTI SPEED  
HEAVY DUTY SINGLE SPEED  
HEAVY DUTY MULTI SPEED  
ZYROYATOR MULTI SPEED  
INTER ROW WEEDER

### HARROW

TRAILED OFFSET DISC HARROW  
COMPACT DISC HARROW  
MOUNTED OFFSET DISC HARROW  
UP MODEL DISC HARROW  
HEAVY DUTY HYDRAULIC DISC HARROW  
HEAVY DUTY HYDRAULIC COMPACT DISC HARROW

### PLOUGH

MOUNTED DISC PLOUGH  
MB PLOUGH  
REVERSIBLE PLOUGH

### CULTIVATOR

SPRING LOADED CULTIVATOR REGULAR  
SPRING LOADED CULTIVATOR HEAVY DUTY  
SPRING CULTIVATOR EXTRA HEAVY DUTY  
RIGID CULTIVATOR  
RIGID DUCKFOOT CULTIVATOR  
RIGID ARROW CULTIVATOR

### RIDGER

TYNE RIDGER  
DISC RIDGER LIGHT DUTY  
DISC RIDGER HEAVY DUTY

### SUB SOILER

SUB SOILER LIGHT DUTY  
SUB SOILER HEAVY DUTY

### LANDSCAPE

LASER LAND LEVELER STANDARD MODEL  
LASER LAND LEVELER SPORTS DELUXE MODEL  
HEAVY DUTY LEVELER  
REVERSIBLE LAND LEVELER  
PLANKER

### DRILLS

SUPER SEEDER  
ZERO TILL SEED CUM FERTILIZER DRILL  
ROTO SEED DRILL MACHINE

### HARVESTING

POTATO DIGGER  
STRAW REAPER  
STRAW CHOPER  
MULCHER  
ROTARY SLASHER  
ROTARY CUTTER

### HAULAGE

TRANSPORT BOX  
TIPPING TRAILERS  
NON TIPPING TRAILERS  
WATER TRAILER

### CROP PROTECTION

TRACTOR MOUNTED REEL SPRAYER  
TRACTOR OPERATED REEL SPRAYER  
2/4 STROKE KNAPSACK SPRAYER  
BATTERY CUM MANUAL SPRAYER

### MINI SERIES ROTAVATOR

ROTAVATOR SINGLE SPEED  
ROTAVATOR MULTI SPEED

### MINI SERIES CULTIVATOR

RIGID CULTIVATOR  
RIGID DUCKFOOT CULTIVATOR  
SPRING LOADED CULTIVATOR

### MINI SERIES TROLLEY

TIPPING & NON TIPPING TROLLEY

### MINI SERIES PLOUGH

MOUNTED DISC PLOUGH  
MOUNTED MB PLOUGH

### MINI SERIES LEVELER

SHEET TYPE REVERSIBLE LEVELER

### MINI SERIES SLASHER

ROTARY SLASHER

\*Note:- All the lengths are in MM and Weights in Kg.

# Message

## MANAGING DIRECTOR

In the current process of widespread globalization, we in MACHINO understand that meeting our customer's requirement is essential to the success of our organization. We can say that the years we experienced in the past are significant years and it is clearly seen that we have intensively delivery our best performance to focus on customer satisfaction. I would like to thank our valuable customers, reliable dealers and world-class suppliers. Besides, I would like to make a special mention of our staffs' enthusiastic contribution in establishing our organization. The one thing I would like to present is that our leadership is a result of our employees. They have clearly made MACHINO one of the outstanding organizations. We know our highly trained engineers apply their specialized knowledge to reliably and efficiently produce high quality product. We are now in an ever-changing market environment. In such situation, we firmly believe that "trust" is the key element in persuading customers to choose our quality products. We totally accept that "trust" can create a "Win-Win Situation" for a long deeper relationship. Our distributed products with latest technologies and excellent service are diverse. We will continue our endless effort to serve our valuable customers. In addition, we in MACHINO will intensively endeavor in environmental awareness for the purpose of preventing from climate changes and resources depletion. We are committed to preservation of the environment we live in. So in summary, I would like to thank again all those who have contributed relentless hard work and effort of the past to bring up here today and will continue to grow for years to come.



Er. Pawan Kumar Goswami  
NIT, Durgapur

*You don't have to be Great to start,  
But you have to start to be great.*






## INTRODUCTION

Established in 2012, Machino Agriculture Implements Private Limited (MAIPL) is a globally renowned manufacturer of Agricultural Implements with the brand name "MACHINO". Synonymous with "QUALITY INNOVATION CUSTOMER FIRST", MACHINO is a brand of choice amongst farmers in India and our neighbors Nepal, Sri Lanka & Bangladesh. Company's diverse range of products include Rotary Tillers (Rotavator), Disc Harrows, Disc Ridgers (Bund Maker), Tyne Ridgers, Tipping Trailers, Spring Loaded Tillers, Power Harrow, Ripper, Box Blade, Terracer Blade, Rotor Seed Drill, Super Seeder, Rigid Tillers, Land Levellers, Post Hole Diggers, Sub Soilers, Rotary Slashers, Disc Plough, MB Plough, Straw Chopper, Seed Drills, Potato Digger, Hydraulic Harrow, Soil Spaders etc. Marked by 10 years of experience, we have been contributing to agricultural growth by providing innovative implements at the most affordable prices.







With our pursuit to perfection in all the spheres of the business, we have made a strong presence in domestic as well as overseas market. Our state-of-the-art manufacturing units are equipped with advanced machinery capable of executing bulk orders with precision. We use best quality of raw material and sustainable engineering designs for manufacturing innovative implements of International standards. Our company has been certified with ISO 9001: 2015 for following a world-class quality management system.

## WHY CHOOSE US?

1

**QUALITY** : The effective quality control on our products is the first priority for us for better performance.

2

**INNOVATION** - We creating the best & efficient ideas for make products that can make green in field.

3

**CUSTOMER FIRST** - To provide service is a voluntary act that demonstrates a genuine desire to satisfy the customer.



# INFRASTRUCTURE

ADMINISTRATIVE BLOCK



SUSTAINABILITY



WORK PLACE



EXPANSION



POWDER COATING



PLASMA CUTTING



HMC



STOCK YARD



CNC



DISPATCH



LASER CUTTING



SHORT BLASTING



AUTOMATION



ROTAVATOR LINE



PARK



PLANT





# VISION MISSION POLICY

## VISION

Our vision is to make an organization which Empowers Farmers across the World by providing Complete Farm Mechanization solutions at minimum economical cost with best quality. This will be very much committed for "Quality" – "Innovation" – "Customer First".

## MISSION

Machino Agriculture Implements is committed to provide high quality products to the farmer's at most economical price. Our AIM is Complete Farm Mechanization for economical small & Marginal farmers at minimum cost. Our mission is to provide products to farmers that are updated in Innovation, best is Quality & meets to the requirements Satisfaction of Customers.



## OUR VALUES



### QUALITY

Selection of good raw material almost under the supervision of our Managing Director personally. Production work is completely done by teams on automatic operated lines by making sure guarantees strong, efficient & maintenance free long lasting products.



### INNOVATION

Practical implementation of ideas that results in the introduction of new improvement in our products is applied regularly as per the demand of market & farmers. We are committed to provide top class product to compete with the market.



### CUSTOMER FIRST

Customer is at most priority for the organization. We take care of customer satisfaction in every condition without delay. 24x7 customer care help available. We are committed for service to farmer within 24 hours at any cost.





# MACHINO



# MILESTONES

BEGINS

2012

## BEGINNING

Machino established itself as a manufacturer of agricultural implements. First product launch was the Cultivator, Trailed & Mounted Harrow and Rotavator with 8 variants.

2013

## STANDARD

Machino gets ISO 9001 : 2008 certificate. Machino enlarge the product list with Disc Plough, MB Plough, Sub Soiler, Cultivator in Folding Frame, Mini Rotavator.

2014

## GROW

Double capacity with another manufacturing plant. Established New Agri Parts Facility for Cultivator shovel & Rotary Tiller Blades. Product portfolio extended to laser land leveler.

2015

## RAISE

New products Potato digger, Seed Drill and Reversible MB Plough launches.

2016

## EXPORT

We Enters into Direct / Indirect Export of agricultural implements. Disc plough & MB plough successfully delivered with customer satisfaction.

2017

## ELONGATE

New product happy seeder under the scheme of government of India In-Situ management of crop residue a new product happy seeder launched as best solution of crop residue burning.





# MACHINO

New State-of-The-Art manufacturing plant spanning 5 acres. All implements set to powder coating with robotic powder coating plant.

## FACILITY

New product Soil Spader first time launch in India by MACHINO. In the year 2021. Successfully demonstrated in the Gujrat black soils.

## NEW DEVELOPMENT



## THE FUTURE



2018

## ELONGATE

Export model Hydraulic Harrow Launched for the farmers of india with some changes thats suits best to conditions of Northern regions.

2019

## TECHNOLOGY

To match World class quality new machining technology introduced in company by purchasing two HMC machines. Solar panel 300kw installed. Canteen Facility established to provide good quality food to workers.

2020

2021

2022

## MAKING ECONOMICAL

A new product hydraulic reversible land leveler developed. Which helps to make farming economical by saving time, fuel & labour.

2023





## STATE OF ART MANUFACTURING

Our manufacturing facilities spanning 5 acres are equipped with state-of-the-art machinery & automation allowing us to maintain high quality & consistency.



## COMPLETE FARM MECHANIZATION

We have been contributing to agricultural growth of the world by providing innovative farm equipment. Our product portfolio covers Tillage, Haulage, Crop Protection, Harvest, Post Harvest, Seeding & Plantation.



## ALL OVER COUNTRY PRESENCE

We have a huge clientage spread across nation. Our vast network of sales and after sales services has enabled us to successfully cater to the needs of the clients in a prompt and efficient manner.



## INTERNATIONAL QUALITY STANDARDS

Stringent quality standards are followed by the company. We have international quality certifications & certified by ISO 9001 : 2015.



## CORPORATE CLIENTS

We have a proven track record of going that extra mile to fulfill the demands of our clients and building an ever-lasting business relationship. Our clientele includes almost all the leading tractor manufacturing companies and export houses of India.





# OUR PRESENCE

WORLD

INDIA





# ROTAVATOR



## INTRODUCTION :

The Rotavator (derived from Rotary Cultivator) or Rotary Tiller is a tillage tool primarily comprising L/J shaped blades mounted on flanges, which are attached to a shaft that is driven by the tractor power-take-off (PTO) shaft. It is an active tillage tool that processes the soil at a speed that is different from the forward travel speed of the tractor. With respect to depth of tillage, the Rotavator is unique in that during its operation, the actual depth of tillage for each blade changes throughout the rotational path of the cutting blade. **Machino Agriculture Implements** manufacturing Rotavator from year 2012. Now there are about 12 variants we are manufacturing ranges from 2.5 feet to 12 feet. All the variants are designed as per area specific demand of the farmers & type of soil in particular area. Specially designed chassis frame gives rotary tiller a robust look an long life. We supply it to customer on most economical price due to our in house production of maximum part i.e. gear box, boron steel blade, side plate etc.






# MACHINO

## COMMANDO EXTRA HEAVY DUTY MULTI SPEED ROTAVATOR

Product Code: MRT-MSC



GEAR BOX  
13X23 MS



HELICALLY  
ARRANGED BLADES



OIL IMMERSED GEAR DRIVE  
FOR NOISELESS AND  
SMOOTH OPERATION



HEAVY DUTY  
SHOCKER



HIGH CLASS BEARING &  
DUO CONE MECHANICAL SEAL  
SUITABLE FOR DRY & WET LANDS




HEAVY DUTY  
CASTING CLAMP

DESCRIPTION	MRT - MSC 4FT	MRT - MSC 5FT	MRT - MSC 6FT	MRT - MSC 7FT	MRT - MSC 8FT	MRT - MSC 9FT
GEAR BOX	MULTI SPEED-13X23					
SIDE TRANSMISSION	GEAR TYPE					
SIDE GEAR	20X35X28					
TYPE OF BLADE	L/C					
NO. OF FLANGE	5/7	6/8	7/9	8/10	9/11	10/12
NO. OF BLADE	30/42	36/48	42/54	48/60	54/66	60/72
CHASIS THICKNESS	4 MM					
WEIGHT (KG)	435	470	505	540	575	610
TRACTOR HP	25-30	30-35	35-40	40-50	50-55	55-60
WORKING WIDTH	1250	1500	1750	2000	2250	2500
LXBXH	1450X1050X800	1700X1050X800	1950X1050X800	2200X1050X800	2450X1050X800	2700X1050X800
RPM @PTO 540	184 /259					
WORKING DEPTH	135/115					
DRIVE LINE SAFETY	SHEAR BOLT					
ROTOR DIAMETER	89					
ROTOR DIAMETER WITH BLADE	440/420					
THREE POINT LINKAGE	CAT-II					

- Machino Commando Multi Speed gear box provides option of 4 different rotor rpm for different soil conditions and applications.
- Strong Frame assembly which helps the implement to work in different types of soil without any wear and tear.
- Helical arrangement of the blades puts less load on the tractor which makes tillage fast and economical.
- Strong frame assembly which helps the Rotavator to work in different types of hard soil without any damage.
- Heavy duty transmission pipe clamp to reduce vibration.
- Heavy duty side gear drive in oil bath which ensures high performance in all working conditions.
- Can loosen & aerate soil up to 6 inches deep.
- Boron Steel / Titanium high quality blades. Available in 7 and 8 mm optional.
- Helical arrangement of the blades puts very less load on the tractor which makes tillage fast and economical.
- Heavy duty shocker assembly in plank/dala which ensures perfectly levelled and finished field.

RPM CHART GEAR BOX 13X23 MULTI SPEED

	TRACTOR RPM	REDUCTION GEAR		ROTOR RPM
		A	B	
	540	17	18	206
		18	17	231
		16	19	184
		19	16	259
		15	20	164
		20	15	291
	1000	13	22	239

CHECKS BEFORE USE: • Check oil level • Tighten all bolts • Grease PTO







## REGULAR SERIES SINGLE SPEED ROTAVATOR

Product Code: MRT-SSR



GEAR BOX  
11X20 SS



HELICALLY  
ARRANGED BLADES



OIL IMMERSED GEAR DRIVE  
FOR NOISELESS AND  
SMOOTH OPERATION



HEAVY DUTY  
SHOCKER



HIGH CLASS BEARING &  
DUO CONE MECHANICAL SEAL  
SUITABLE FOR DRY & WET LANDS



HEAVY DUTY  
CASTING CLAMP

DESCRIPTION	MRT - SSR 4 FT	MRT - SSR 5 FT	MRT - SSR 6 FT	MRT - SSR 7 FT	MRT - SSR 8 FT
GEARBOX	SINGLE SPEED-11x20				
SIDE TRANSMISSION	GEAR TYPE				
SIDE GEAR	19X33X25/18X33X28				
TYPE OF BLADE	L				
No. OF FLANGE	5	6	7	8	9
No. OF BLADE	30	36	42	48	54
CHASSIS THICKNESS	5 MM				
WEIGHT (KG)	385	415	445	475	505
TRACTOR HP	25-30	30-35	35-40	40-50	55-55
WORKING WIDTH	1250	1500	1750	2000	2250
LXBXH	1450X1050X800	1700X1050X800	1950X1050X800	2200X1050X800	2450X1050X800
RPM @PTO 540	226/191				
WORKING DEPTH	135				
DRIVE LINE SAFETY	Safety shear Bolt				
ROTOR DIAMETER	89				
ROTOR DIAMETER WITH BLADE	440				
THREE POINT LINKAGE	CAT-II				

- Single speed heavy duty gear box equipped with 11x20 bavel set.
- Heavy duty side gear drive in oil bath which ensures high performance in all working conditions.
- Can loosen & aerate soil up to 6 inches deep.
- Boron Steel / Titanium high quality blades. Available in 7 & 8 mm optional.
- Helical arrangement of the blades puts very less load on the tractor which makes tillage fast and economical.
- Heavy duty shocker assembly in plank/dala which ensures perfectly levelled and finished field.
- Best for hard soils due to heavy duty chassis and gear box.
- Available in sheet type & flat lever as per the demand of area specific.

### RPM CHART GEAR BOX 11X20 SINGLE SPEED

	TRACTOR RPM	ROTOR RPM	
		SIDE DRIVE 18X33X28	SIDE DRIVE 19X33X25
	540	191	226
	1000	354	418

**CHECKS BEFORE USE:** • Check oil level • Tighten all bolts • Grease PTO





# MACHINO

## REGULAR SERIES MULTI SPEED ROTAVATOR

Product Code: MRT-MSR



GEAR BOX  
11X20 MS



HELICALLY  
ARRANGED BLADES



OIL IMMERSED GEAR DRIVE  
FOR NOISELESS AND  
SMOOTH OPERATION



HEAVY DUTY  
SHOCKER



HIGH CLASS BEARING &  
DUO CONE MECHANICAL SEAL  
SUITABLE FOR DRY & WET LANDS



HEAVY DUTY  
CASTING CLAMP

DESCRIPTION	MRT - MSR 4 FT	MRT - MSR 5 FT	MRT - MSR 6 FT	MRT - MSR 7 FT	MRT - MSR 8 FT	MRT - MSR 9 FT
GEAR BOX	MULTI SPEED-11X20					
SIDE TRANSMISSION	GEAR TYPE					
SIDE GEAR	19X33X25/18X33X28					
TYPE OF BLADE	L/C					
NO. OF FLANGE	5	6	7	8	9	10
NO. OF BLADE	30	36	42	48	54	60
CHASIS THICKNESS	5 MM					
WEIGHT (KG)	420	450	480	510	540	570
TRACTOR HP	25-30	30-35	35-40	40-50	55-55	55-60
WORKING WIDTH	1250	1500	1750	2000	2250	2500
LXBXH	1450X1050X800	1700X1050X800	1950X1050X800	2200X1050X800	2450X1050X800	2700X1050X800
RPM @PTO 540	170-267/144-226					
WORKING DEPTH	135					
DRIVE LINE SAFETY	Safety shear Bolt					
ROTOR DIAMETER	89					
ROTOR DIAMETER WITH BLADE	440					
THREE POINT LINKAGE	CAT-II					

CHECKS BEFORE USE: • Check oil level • Tighten all bolts • Grease PTO

- Multi speed heavy duty gear box provide four different rotor RPM for different soil condition & best performance.
- Heavy duty side gear drive in oil bath which ensures high performance in all working conditions.
- Can loosen & aerate soil up to 6 inches deep.
- Boron Steel / Titanium high quality blades. Available in 7 and 8 mm optional.
- Helical arrangement of the blades puts very less load on the tractor which makes tillage fast and economical.
- Heavy duty shocker assembly in plank/dala which ensures perfectly levelled and finished field.
- High Class Bearing & Duo Cone Mechanical Seal Suitable For Dry & Wet Lands.

RPM CHART GEAR BOX 11X20 MULTI SPEED

	TRACTOR RPM	REDUCTION GEAR		ROTOR RPM	
		A	B	C	D
	540	17	18	180	213
		18	17	202	239
		16	19	161	190
		19	16	227	268
	1000	13	22	209	247

C REPRESENTS SIDE DRIVE - 18X33X28

D REPRESENTS SIDE DRIVE - 19X33X25







# HEAVY DUTY SINGLE SPEED ROTAVATOR

Product Code: MRT-SSH



GEAR BOX  
14X25 SS



HELICALLY  
ARRANGED BLADES



OIL IMMERSED GEAR DRIVE  
FOR NOISELESS AND  
SMOOTH OPERATION



HEAVY DUTY  
SHOCKER



HIGH CLASS BEARING &  
DUO CONE MECHANICAL SEAL  
SUITABLE FOR DRY & WET LANDS



HEAVY DUTY  
CASTING CLAMP

DESCRIPTION	MRT - SSH 4 FT	MRT - SSH 5 FT	MRT - SSH 6 FT	MRT - SSH 7 FT	MRT - SSH 8 FT	MRT - SSH 9 FT
GEARBOX	SINGLE SPEED-14x25					
SIDE TRANSMISSION	GEAR TYPE					
SIDE GEAR	19X33X25/18X33X28					
TYPE OF BLADE	L/C					
NO. OF FLANGE	5	6	7	8	9	10
NO. OF BLADE	30	36	42	48	54	60
CHASIS THICKNESS	5 MM					
WEIGHT (KG)	395	425	455	485	515	545
TRACTOR HP	25-30	30-35	35-40	40-50	55-55	55-60
WORKING WIDTH	1250	1500	1750	2000	2250	2500
LXBXH	1450X1050X800	1700X1050X800	1950X1050X800	2200X1050X800	2450X1050X800	2700X1050X800
RPM @PTO 540	230/194					
WORKING DEPTH	135					
DRIVE LINE SAFETY	Safety shear Bolt					
ROTOR DIAMETER	89					
ROTOR DIAMETER WITH BLADE	440					
THREE POINT LINKAGE	CAT-II					

- Single speed heavy duty 14x25 gear box with unique & small size.
- Strong frame assembly which helps the Rotavator to work in different types of hard soil without any damage.
- Heavy duty transmission pipe clamp to reduce vibration.
- Heavy duty side gear drive in oil bath which ensures high performance in all working conditions.
- Can loosen & aerate soil up to 6 inches deep.
- Boron Steel / Titanium high quality blades. Available in 7 and 8 mm optional.
- Helical arrangement of the blades puts very less load on the tractor which makes tillage fast and economical.
- Heavy duty shocker assembly in plank/dala which ensures perfectly levelled and finished field.
- Specially designed heavy duty plinker assembly for best performance in hard soils.

## RPM CHART GEAR BOX 14X25 SINGLE SPEED

	TRACTOR RPM	ROTOR RPM	
		SIDE DRIVE 18X33X28	SIDE DRIVE 19X33X25
	540	194	230
	1000	360	426

**CHECKS BEFORE USE:** • Check oil level • Tighten all bolts • Grease PTO





# MACHINO

## HEAVY DUTY MULTI SPEED ROTAVATOR

Product Code: MRT-MSH



GEAR BOX  
14X25 MS



HELICALLY  
ARRANGED BLADES



OIL IMMERSED GEAR DRIVE  
FOR NOISELESS AND  
SMOOTH OPERATION



HEAVY DUTY  
SHOCKER



HIGH CLASS BEARING &  
DUO CONE MECHANICAL SEAL  
SUITABLE FOR DRY & WET LANDS




HEAVY DUTY  
CASTING CLAMP

DESCRIPTION	MRT - MSH 4 FT	MRT - MSH 5 FT	MRT - MSH 6 FT	MRT - MSH 7 FT	MRT - MSH 8 FT	MRT - MSH 9 FT
GEARBOX	MULTI SPEED - 14x25					
SIDE TRANSMISSION	GEAR TYPE					
SIDE GEAR	19X33X25/18X33X28					
TYPE OF BLADE	L/C					
NO. OF FLANGE	5	6	7	8	9	10
NO. OF BLADE	30	36	42	48	54	60
CHASIS THICKNESS	5 MM					
WEIGHT (KG)	435	465	495	525	555	585
TRACTOR HP	25-30	30-35	35-40	40-50	55-55	55-60
WORKING WIDTH	1250	1500	1750	2000	2250	2500
LXBXH	1450X1050X800	1700X1050X800	1950X1050X800	2200X1050X800	2450X1050X800	2700X1050X800
RPM @PTO 540	164-257/155-243					
WORKING DEPTH	135					
DRIVE LINE SAFETY	Safety shear Bolt					
ROTOR DIAMETER	89					
ROTOR DIAMETER WITH BLADE	440					
THREE POINT LINKAGE	CAT-II					

- Multi speed heavy duty 14x25 gear box provide four different rotor RPM for different soil condition & best performance.
- Strong frame assembly which helps the Rotavator to work in different types of hard soil without any damage.
- Heavy duty transmission pipe clamp to reduce vibration.
- Heavy duty side gear drive in oil bath which ensures high performance in all working conditions.
- Can loosen & aerate soil up to 6 inches deep.
- Boron Steel / Titanium high quality blades. Available in 7 and 8 mm optional.
- Helical arrangement of the blades puts very less load on the tractor which makes tillage fast and economical.
- Heavy duty shocker assembly in plank/dala which ensures perfectly levelled and finished field.
- Available in 10, 11 & 12 feet also.

RPM CHART GEAR BOX 14X25 MULTI SPEED

	TRACTOR RPM	REDUCTION GEAR		ROTOR RPM	
		A	B	C	D
	540	16	20	156	184
		20	16	243	287
		17	19	174	206
		19	17	217	257
	1000	14	22	229	271
C REPRESENTS SIDE DRIVE - 18X33X28					
D REPRESENTS SIDE DRIVE - 19X33X25					

CHECKS BEFORE USE: • Check oil level • Tighten all bolts • Grease PTO







# MACHINO



## MACHINO MULTI FOUR SPEED ROTAVATOR / ZYROVATOR

Product Code: MRT-MSR/Z



GEAR BOX  
13X25 MS



HELICALLY  
ARRANGED BLADES



OIL IMMERSED GEAR DRIVE  
FOR NOISELESS AND  
SMOOTH OPERATION



HEAVY DUTY  
SHOCKER



HIGH CLASS BEARING &  
DUO CONE MECHANICAL SEAL  
SUITABLE FOR DRY & WET LANDS




HEAVY DUTY  
CASTING CLAMP

- Multi speed 13X25 gear box provide four different rotor RPM for different soil condition & best performance.
- Heavy duty side gear drive in oil bath which ensures high performance in all working conditions.
- Can loosen & aerate soil up to 6 inches deep.
- Boron Steel / Titanium high quality blades. Available in 7 and 8 mm optional.
- Helical arrangement of the blades puts very less load on the tractor which makes tillage fast and economical.
- Heavy duty shocker assembly in plank/dala which ensures perfectly levelled and finished field.
- Best for hard soils due to heavy duty chasis and gear box.
- Full pipe assembly & heavy duty chasis make it vibration less & maintenance free.

DESCRIPTION	MRT - MSZ 5 FT	MRT - MSZ 6 FT	MRT - MSZ 7 FT	MRT - MSZ 8 FT	MRT - MSZ 9 FT
GEARBOX	MULTI SPEED-13x25				
SIDE TRANSMISSION	GEAR TYPE				
SIDE GEAR	19X33X25/18X33X28				
TYPE OF BLADE	L/J				
NO. OF FLANGE	6	7	8	9	10
NO. OF BLADE	36	42	48	54	60
CHASIS THICKNESS	5 MM				
WEIGHT (KG)	450	480	510	540	570
TRACTOR HP	30-35	35-40	40-50	55-55	55-60
WORKING WIDTH	1500	1750	2000	2250	2500
LXBXH	1700X1050X800	1950X1050X800	2200X1050X800	2450X1050X800	2700X1050X800
RPM @PTO 540	170-267/144-226				
WORKING DEPTH	135				
DRIVE LINE SAFETY	Safety shear Bolt				
ROTOR DIAMETER	89				
ROTOR DIAMETER WITH BLADE	440				
THREE POINT LINKAGE	CAT-II				

RPM CHART GEAR BOX 13X25 MULTI SPEED

	TRACTOR RPM	REDUCTION GEAR		ROTOR RPM	
		A	B	C	D
	540	16	20	144	171
		20	16	226	267
		17	19	162	191
		19	17	202	239
	1000	14	22	213	251
C REPRESENTS SIDE DRIVE - 18X33X28					
D REPRESENTS SIDE DRIVE - 19X33X25					

CHECKS BEFORE USE: • Check oil level • Tighten all bolts • Grease PTO







# MACHINO

## INTER ROW ROTARY WEEDER

Product Code: MIRW



HIGH TENSILE  
PLATED BOLTS



SPECIALLY DESIGNED  
SCRAPER



GEAR DRIVE IN  
ALL CONCERN



HEXAGONAL  
TRANSMISSION SHAFT



SPECIALLY DESIGNED  
CAT-I & CAT-II LINKAGE



HEAVY DUTY 11x26  
GEAR BOX



HEAVY DUTY  
ADJUSTABLE SHOCKER



SPECIALLY DESIGNED  
HEAVY DUTY CHASSIS



Equipped with Heavy Duty 11x26 Gear Box

Boron Steel Blade for Best Performance

Gear Drive in all Concern

One Time complete Weeding Solution

DESCRIPTION	MIRW-14	MIRW-16	MIRW-24
GEARBOX	SINGLE SPEED 11X26		
TRANSMISSION SHAFT	HEX 50		
SIDE TRANSMISSION	GEAR TYPE		
TYPE OF BLADE	L TYPE		
FRAME	SQ PIPE 72 X 5		
SIDE GEAR	24 X 35 X 28		
NO. OF ROW	3	3	2
NO. OF FLANGE	6	6	6
NO. OF BLADE	36	36	36
WEIGHT (KG)	600	610	520
L X B X H	2055 X 887 X 853	2150 X 887 X 853	2230 X 887 X 853
WORKING WIDTH IN A ROW	350	400	610
TOTAL WORKING WIDTH	1785 (Adj.)		
TRACTOR HP	50 - 55		
RPM @PTO 540	196		
WORKING DEPTH	100mm		
DRIVE LINE SAFETY	SHEAR BOLT		
ROTOR DIAMETER	SOLID Ø55		
ROTOR DIAMETER WITH BLADE	460		
THREE POINT LINKAGE	65X12 (CAT - I, CAT II)		

- Machino Inter Row Rotary Weeder is used for the cultivation of weeds from various row crops such as corn, sugarcane, sunflower, cotton etc.
- Its modular structure allows the usages of independent tillage heads to suits the cultivation needs of multiple rows.
- The Machino Inter Row Rotary Weeder provides a savings of 70 - 80 % concerning to hoeing labour.
- Depth skid to control depth 2 to 6 inches as per the requirement of farmer.
- Hexagonal Transmission Shaft of MS bar 54mm.
- Heavy Duty Robust Frame with features of width adjustment of rows.
- Helically arranged "L" Shaped blade for more depth to uproot the weeds.
- Specially designed optional Ridger assembly to uplift the soil near plants for easy & controlled irrigation with water saving upto 20%.
- Available in 2 and 3 rows, fixed and adjustable both.
- Heavy duty specially designed boron steel blade which help to decrease the load & increase the tillage depth.
- Heavy duty specially designed chassis for long & maintenance free working.
- Adjustable heavy duty shocker assembly.

**CHECKS BEFORE USE:** • Check oil level • Tighten all bolts • Grease PTO





# HARROW & PLOUGHS







# MACHINO

## MACHINO TRAILED DISC HARROW

Product Code: MTDH



HEAVY DUTY  
DRAW BAR



LONG LIFE  
AIRLESS TYRES



HEAVY DUTY  
SPOOL UPTO-8KG



BORON STEEL  
DISC/EN-45



SIDE & CENTRE  
TYRE OPTION AVAILABLE



HEAVY DUTY ROBUST  
FRAME SPECIALLY DESIGNED

DESCRIPTION	MTDH - 6	MTDH - 7	MTDH-8	MTDH-9	MTDH - 10	MTDH - 11	MTDH - 12
FRAME	75 x 10 Angle Frame				100 x 10 Angle Frame		
GANG BOLT/AXLE	C' Class Heavy Duty ERW Tube				Solid Shaft		
NO. OF DISC	12	14	16	18	20	22	24
TYPE OF DISCS	Plain Disc						
DISC DIAMETER (MM)	610 x 4.5 T (24")						
TILLAGE WIDTH (MM APPROX)	1449	1635	1880	2110	2350	2580	2810
DISTANCE BETWEEN DISC (MM)	228						
NO. OF BEARING HUBS	4						
WEIGHT (KG. APPROX)	590	660	725	830	920	1150	1250
TRACTOR POWER(HP)	35-40	40-45	45-50	55-60	60-65	65-70	70-75

### FEATURES

- Machino Trailed Offset Disc Harrow is used to till the soil where crops are to be planted
- Heavy duty cast iron spools to provide centre weight.
- Optional wheels can be provided for easy transportation.
- It has a strong and sturdy main frame with Boron Steel discs.
- Machino Trailed Offset Disc Harrow trails behind the tractor and because of heavy design and weight can effectively break up heavy clods.
- In this harrow all the discs are working parallel.
- There are options to adjust the offset position of the discs.
- It has sealed bearings which increase life & reduce maintenance.
- Heavy duty robust frame specially designed for deep tillage.
- Double bearing casting hubs for long life.

**CHECKS BEFORE USE:** • Tighten all bolts • Grease all hubs







# MACHINO



## COMPACT DISC HARROW

Product Code: MRT-CP



HEAVY DUTY DOUBLE  
BEARING CASTED HUB



AIRLESS TYRE FOR EASY &  
SAFE TRANSPORTATION



HEAVY DUTY  
ROBUST FRAME



ANTI ROTATION  
& BOLT LOCKING SYSTEM



BORON STEEL  
NOTCHED DISCS



SPECIALLY DESIGNED  
3 POINT LINKAGE WITH  
ADJUSTABLE ANGEL  
FOR DEEP TILLAGE

DESCRIPTION	MDH-CP-16	MDH-CP-18	MDH-CP-20	MDH-CP-22	MDH-CP-24
GANG BOLT/AXLE	28/40(Solid Sq.Rod)				
NO. OF DISC	16	18	20	22	24
TYPE OF DISCS	Notched Disc In Front Gang, Plain Disc in Rear Gang				
DISC DIAMETER	610x5(24")				
TILLAGE WIDTH	1915	2130	2346	2562	2778
DISC SPACING	228				
BEARING HUBS	6		8		
WEIGHT	850	970	1040	1200	1185
TRACTOR POWER(HP)	45-50	50-55	60-65	70-75	80-90

### FEATURES:

- Used in open field working for the superficial ploughing, for the shattering of clods
- It prepare soil for sowing, burial of organic substances & remains.
- It can be used in both forms i.e. mounted as well as trailed.
- High quality boron steel disc with 48-52 HRC hardness.
- Tillage depth of the harrow is 152-203 mm.
- Easily transportable - as it gets easily attached and mounted.
- Adjustable gang axles angle up to 46°.
- Zigzag notched disc optional for the extra hard soil to breakup the clods.
- Robust heavy duty square pipe frame.

**CHECKS BEFORE USE:** • Tighten all bolts • Grease all hubs





# MACHINO

## MOUNTED OFFSET DISC HARROW

Product Code: MDH-MO



HEAVY DUTY DOUBLE BEARING CASTED HUB



ADJUSTABLE ANGEL FOR DEEP TILLAGE



SPECIALLY DESIGNED SCRAPER



ANTI ROTATION & BOLT LOCKING SYSTEM



BORON STEEL NOTCHED DISCS



SPECIALLY DESIGNED 3 POINT LINKAGE WITH ADJUSTABLE ANGEL FOR DEEP TILLAGE

DESCRIPTION	MDH-MO-12	MDH-MO-14	MDH-MO-16	MDH-MO-18	MDH-MO-20
GANG BOLT/AXLE	2B (Solid Sq.Rod)				
NO. OF DISC	12	14	16	18	20
TYPE OF DISCS	Notched Disc In Front Gang, Plain Disc in Rear Gang				
DISC DIAMETER	560X4(22")				
TILLAGE WIDTH	1420	1635	1851	2067	2283
DISC SPACING	228				
BEARING HUBS	4		6	8	
WEIGHT	395	440	510	580	640
TRACTOR POWER(HP)	30-35	40-45	50-55	60-65	70-75

### FEATURES:

- Used in open field working for the superficial ploughing, for the shattering of clods
- It prepares soil for sowing, burial of organic substances & remains.
- It can be used in light and medium soil.
- High quality boron steel disc with 48-52 HRC hardness.
- Tillage depth of the harrow is 127-178 mm.
- Easily transportable - as it gets easily attached and mounted.
- Easy angle adjustment features are given for easy farming & save times
- Specially designed frame with front & rear disc angle adjustment during tillage.

**CHECKS BEFORE USE:** • Tighten all bolts • Grease all hubs







## UP MODEL DISC HARROW

Product Code: MDH-UP



SPECIALLY DESIGNED  
3 POINT LINKAGE WITH  
ADJUSTABLE ANGEL  
FOR DEEP TILLAGE



LEVER FOR EASY REAR  
FRONT DEPTH  
ADJUSTMENT



BORON STEEL  
DISC



HEAVY DUTY  
ROBUST FRAME



HEAVY DUTY HUB



HIGH TENSILE PLATED BOLTS

DESCRIPTION	MDH-UP-12	MDH-UP-14	MDH-UP-16	MDH-UP-18
GANG BOLT/AXLE	C Class Heavy Duty ERV Tube			
NO. OF DISC	12	14	16	18
TYPE OF DISCS	Notched Disc In Front Gang, Plain Disc in Rear Gang			
DISC DIAMETER	560X4(22")			
TILLAGE WIDTH	1420	1635	1851	2067
DISC SPACING	228			
BEARING HUBS	4			
WEIGHT	395	420	460	510
TRACTOR POWER (HP)	30-35	40-45	50-55	60-65

### FEATURES:

- Strong sturdy square pipe frame with boron steel/EN-45 disc.
- It can be used in light and medium soil.
- Sharp angle given to disc to air the soil and to eliminate the weeds.
- Tillage depth of the harrow is 127–178 mm.
- Maintenance is easy but needs to be scheduled.
- Easily transportable - as it gets easily attached and mounted.
- Used in open field workings for the superficial ploughing, for the shattering of clods, preparation of soil for sowing, burial of organic substances & remains.
- It has low purchasing and utilization costs both for its wide working width, and for its high speed (from 7 to 15 km/hour).
- Best for the undulated land preparation in light / sandy soils.

**CHECKS BEFORE USE:** • Tighten all bolts • Grease all hubs





# MACHINO

## HEAVY DUTY HYDRAULIC HARROW

Product Code: MDH-HDH



MANUAL ANGLE  
ADJUSTMENT  
FOR BETTER WORKING



HEAVY DUTY  
HYDRAULIC  
PIPE



MULTIPLE DRAW  
BAR CONNECTIVE  
OPTION



400/60-15.5 HYDRAULICALLY  
LIFTED CENTER TYRE FOR  
EASE IN TRANSPORTATION



HIGH QUALITY  
BORON STEEL  
NOTCHE DISCS



HEAVY DUTY  
HYDRAULIC  
CYLINDER



TEMPERED MS  
CONNECTING  
KUNDA



HEAVY STRUCTURE  
FRAME HELPS TO  
PENETRATE IN SOIL EASILY



DOUBLE  
BEARING  
HEAVY DUTY HUB

DESCRIPTION	MDH-HDH-18	MDH-HDH-20	MDH-HDH-22	MDH-HDH-24	MDH-HDH-26
GANG BOLT/AXLE	40 (Solid Sq. Rod)				
NO. OF DISC	18	20	22	24	26
TYPE OF DISCS	Notched Disc In Front Gang, Plain Disc in Rear Gang				
DISC DIAMETER	610x5(24") or 660x6(26")				
TILLAGE WIDTH	2100	2300	2500	2700	2900
DISC SPACING	228				
BEARING HUBS	6		8		
WEIGHT	1540	1630	1750	1860	2030
TRACTOR POWER (HP)	60-65	65-70	75-80	85-90	100-110

**CHECKS BEFORE USE:** • Tighten all bolts • Grease all hubs • Air Pressure

### FEATURES:

- Used in open field workings for the superficial ploughing, shattering of clods, preparation of soil for sowing, burial of organic substances & remains.
- It can be easily transported on the tyres using the hydraulic system.
- High quality boron steel disc with 48-52 HRC hardness.
- Effectively breaks up heavy clods because of sturdy design and weight.
- Bearing spools for better lubrication and less load on tractor.
- High quality seals are used to prevent the bearing & hub from mud & water entry.
- Bet for all-types of soil. Its robust structure made it maintenance free and long life tuff operations.







# HEAVY DUTY HYDRAULIC COMPACT DISC HARROW

Product Code: MDH-HDC



BRANDED 6.00X16 TYRE



ADJUSTABLE HEIGHT WITH TYRES



HEAVY DUTY STEEL HYDRAULIC PIPES



DRAW BAR WITH MULTIPLE ADJUSTMENT



ANTI ROTATION LOCKING BOLTS



HEAVY DUTY DOUBLE BEARING HUB

## FEATURES:

- Used in open field workings for the superficial ploughing, shattering of clods, preparation of soil for sowing, burial of organic substances & remains.
- It can be easily transported on the tyres using the hydraulic system.
- High quality boron steel disc with 48–52 HRC hardness.
- Effectively break up heavy clods because of sturdy design and weight.
- Bearing spools for better lubrication and less load on tractor.
- Bearing spools for better lubrication and less load on tractor.
- High quality seals are used to prevent the bearing & hub from mud & water entry.
- Bet for all-types of soil. Its robust structure made it maintenance free and long life tuff operations.

DESCRIPTION	MDH-HDC-16	MDH-HDC-18	MDH-HDC-20	MDH-HDC-22	MDH-HDC-24
GANG BOLT/AXLE	28/40 (Solid Sq.Rod)				
NO. OF DISC	16	18	20	22	24
TYPE OF DISCS	Notched Disc In Front Gang, Plain Disc in Rear Gang				
DISC DIAMETER	610x5(24")				
TILLAGE WIDTH	1915	2130	2346	2562	2778
DISC SPACING	228				
BEARING HUBS	4				8
WEIGHT	850	970	1040	1200	1185
TRACTOR POWER (HP)	45-50	50-50	60-65	70-75	80-90

**CHECKS BEFORE USE:** • Tighten all bolts • Grease all hubs • Air Pressure





# MACHINO

## MOUNTED DISC PLOUGH

Product Code: MMDP



ADJUSTABLE  
SCRAPER



26" BORON  
STEEL DISC



REAR DISC TO  
CONTROL DIRECTION



HEAVY DUTY  
STRUCTURE FRAME



CASTED EXTRA  
HEAVY DUTY HUB



CAT II  
LINKAGE

DESCRIPTION	MMDP-02	MMDP-03	MMDP-04	MMDP-05
AXLE TYPE	Forged Spindle			
DRAWBAR TYPE	Round/Hexagonal			
BOTTOM	2	3	4	5
DISC DIAMETER	660x6(26") or 710x7(28")			
TILLAGE WIDTH	500-550	875-925	1150-1200	1575-1625
DISC SPACING	570			
BEARING HUBS	2	3	4	6
3-POINT LINKAGE	Cat-II			Cat-II/III
WEIGHT	320	425	520	625
TRACTOR POWER(HP)	50-60	60-70	70-80	90-100
OVERALL LENGTH	1800 mm	2400 mm	3000 mm	3600 mm
OVERALL WIDTH	820 mm	1040 mm	1260 mm	1480 mm
HEIGHT	1220 mm			
CUTTING DEPTH	250			
FRAME	EXTRA HEAVY DUTY TUBULAR FRAME (OD 168 mm & ID 146 mm)			

DISC	
TYPE OF DISCS	Boron /EN45
SCRAPER	8mm
GUIDE WHEEL	Disc Flange

### FEATURES:

- The disc plough is designed to work in all types of soil for functions such as soil breaking, soil raising, soil turning and soil mixing.
- It is used to open the new fields and to process the stony areas.
- It can be used easily at rocky and rooted areas.
- It is specially useful in hard and dry trashy land conditions and in soils where scouring is a major problem.
- It is being produced with 2-3-4 and 5 bottoms with an option for extra kit for furrow addition.

**CHECKS BEFORE USE:** • Tighten all bolts • Grease all hubs







## HEAVY DUTY MB PLOUGH

Product Code: MMBP



### FEATURES:

- The under-frame and unit-to-unit clearance are adequate to cope with trashy conditions.
- The plough has special wear-resistant steel blade with bar points for toughest ploughing jobs.
- Bar points having longer life, as they can be extended till the last possible length.
- It is designed to work in all types of soil, for soil breaking, soil raising and soil turning.

### BENEFIT:

- It breaks the heavy clods in the soil and gives it a smooth structure.
- If well-adjusted, the plough automatically finds the required depth and there is no need to apply extra weight to reach desired depth.
- The MB plough prevents the growth of weeds until the next season.
- The MB plough also protects the farm from the pests and helps provide plants with a more favourable environment for healthy growth.
- The Mould-board plough buries crop residues deeper into the field and enabling decomposition to happen which makes soil surface warm up faster.



HD SERIES  
ROBUST FRAME



LONG LASTING HEAVY  
DUTY BLADE & BAR POINT



HEAVY DUTY  
TEMPERED FURROW



HEAVY DUTY 3 POINT  
LINKAGE CAT II



CONVERTIBLE TO  
3 & 4 FURROW EASILY



36MM STRONG  
MS TYNE

DESCRIPTION	MMBP-02	MMBP-03
FURROW	2	3
FRAME (MM)	80x80x5 (SQ. Tubular Frame)	
DRAW BAR ROD (MM)	50 (solid Rod)	
TINES (MM)	36 mm profile cutting, single piece	
LENGTH (MM)	1032	1694
HEIGHT (MM)	1138.5	1138.5
MOULD BOARD (MM)	10	10
BAR POINT	sq 32	
3 POINT LINKAGE LEVER & CONNECTING ROD (MM)	65x16 (Flat) & 42.6 Round Pipe	
WIDTH OF CUT (MM)	600	890
WEIGHT (KG. APPROX)	290	400
TRACTOR POWER (HP)	45-50	50-60

CHECKS BEFORE USE: • Tighten all bolts





# MACHINO

## REVERSIBLE MB PLOUGH

Product Code: MRMBP



### BENEFIT:

- This Plough is best for areas where weed resurgence is a frequent occurrence, as the plough buries the weeds that tend to sprung up after harvesting.
- It breaks the heavy clods in the soil and gives it a smooth structure.
- If well-adjusted, the plough automatically finds the required depth and there is no need to apply extra weight to reach desired depth.
- This plough prevents the growth of weeds until the next season.
- It also protects the farm from the pests and helps provide plants with a more favourable environment for healthy growth.
- This plough buries crop residues deeper into the field and enabling decomposition to happen which makes soil surface warm up faster.

### FEATURES:

- Reversible MB plough has hydraulic turnover mechanism for changing direction of plough board Reversible MB plough is designed in such a way that it can easily perform some soil functions such as Soil raising, soil inversion and soil breaking in different kind of soils.
- This plough has special wear-resistant steel bottoms with points for hardest ploughing works.
- It also has a easy drawbar adjustment.

**CHECKS BEFORE USE:** • Tighten all bolts • Grease Turnover Axle



HEAVY DUTY CYLINDER  
WITH CONTROL VALVE



STRONG TURNOVER  
MECHANISM FOR  
REVERSIBLE OPERATION



ROBUST FRAME FOR LONG  
LIFE AND MAINTENANCE  
FREE WORKING



LONG LASTING  
HEAVY DUTY BLADE  
& BAR POINT



ENGINEERED DESIGN  
HELP TO PENETRATE  
IN FIELD EASILY



FURROW  
ANGEL ADJUSTMENT

DESCRIPTION	MRMBP-02	MRMBP-03
FURROW	2	3
PLOUGH SHARE	10mm	
TINES (MM)	80x36	
WIDTH OF CUT (MM)	1230	1360
LENGTH (MM)	1920	2770
HEIGHT (MM)	1530	1530
MOULD BOARD (MM)	8mm	
BAR POINT	100x15 (T) Forged	
3 POINT LINKAGE	cat-ii	
WIDTH OF CUT (MM)	700	1050
WEIGHT (KG. APPROX)	400	560
Tractor Power (HP)	60-65	65-75
UNDER BEAM CLEARANCE	700	
TURNOVER MECHANISM	Hydraulic	
SAFETY	Shear Bolt	
HEAD STOCK BEARING	32213, 33015	
DEPTH OF CUT	upto 350	upto 400





# CULTIVATOR & RIDGERS







# MACHINO

## SPRING LOADED CULTIVATOR REGULAR

Product Code: MCL-SR



HEAVY DUTY 75x40 / 100x50  
CHANNEL ROBUST  
FRAME



25/28 FORGED TYNE



3 POINT LINKAGE - CAT II  
FLAT 50x12



TEMPERED REVERSIBLE  
SHOVEL



HEAVY DUTY  
TENSILE PLATED PIN



LONG LIFE HEAVY DUTY  
SPRING

### FEATURES:

- EN-45 / Boron steel tempered shovels (HRC-54-60)
- Suitable for use in stone and root obstructed soil.
- Suitable for light and medium soil conditions.
- Used for loosening and aerating soil to a depth of 9".
- Prepares seed beds quickly and economically.
- When one tyne strikes a hidden object, the others continue to work at the correct depth.
- Strong sturdy 75x40 & 100x50 channel frame give robust look and long life to machine.

**CHECKS BEFORE USE:** • Tighten all bolts

DESCRIPTION	MCL-SR-9	MCL-SR-11	MCL-SR-13	MCL-SR-15
TYNES	Forged			
TYNE THK.	20/22/25/28			
SHOWELS	8 (EN-45)			
SPRING	WD-10, 46.5 OD, 26 Coils			
FRAME	Channel-75x40 / 100x50			
3 POINT LINKAGE	Cat-II (50x12)			
UNDER FRAME CLEARANCE	480			
LENGTH	2000	2457	2914	3371
WIDTH	712			
HEIGHT	533			
WEIGHT	215	265	315	390
SHOWEL TO SHOWEL GAP	380			
TRACTOR HP	30-40	40-50	50-60	60-70







# SPRING LOADED CULTIVATOR HEAVY DUTY

Product Code: MCL-SH



## FEATURES:

- The cultivator is used to prepare a proper seedbed for the crop to be planted .
- It is used to bury crop residue in the soil which helps to warm the soil before planting.
- It controls weed, mix and incorporate the soil to ensure the growing crop has enough water and nutrients to grow well.
- The implement has tempered reversible shovels mounted on the tynes which has long life.
- Suitable for use in stone and root obstructed soil.
- Suitable for light and medium soil conditions.
- Used for loosening and aerating soil to a depth of 9".
- When one tyne strikes a hidden object, the others continue to work at the correct depth.

**CHECKS BEFORE USE:** • Tighten all bolts



SQ.BOX SECTION 72  
HEAVY DUTY  
FRAME



25/28 FORGED  
TYNE



3 POINT LINKAGE -  
CAT II



TEMPERED REVERSIBLE  
SHOVEL



HEAVY DUTY  
TENSILE PLATED PIN



HEAVY DUTY  
SPRING

DESCRIPTION	MCL-SH-9	MCL-SH-11	MCL-SH-13	MCL-SH-15
<b>TYNES</b>	Forged			
<b>TYNE THK.</b>	20/22/25/28			
<b>SHOWELS</b>	8 (EN-45)			
<b>SPRING</b>	WD-10,46.5 OD, 26 Coils			
<b>FRAME</b>	Sq.Box Section 72 / Ch. 100x50 Optional			
<b>3 POINT LINKAGE</b>	Cat-II ,50X12			
<b>UNDER FRAME CLEARANCE</b>	480			
<b>LENGTH</b>	2000	2457	2914	3371
<b>WIDTH</b>	712			
<b>HEIGHT</b>	533			
<b>WEIGHT</b>	230	280	300	320
<b>SHOWEL TO SHOWEL GAP</b>	380			
<b>TRACTOR HP</b>	30-40	40-50	50-60	60-70





# MACHINO

## SPRING CULTIVATOR EXTRA HEAVY DUTY

Product Code: MCL-SXH



### FEATURES:

- Suitable for use in stone and root obstructed soil. It is designed for toughest operations.
- Used for loosening and aerating soil to a depth of nine inches.
- Prepares seed beds quickly and economically.
- When one tyne strikes a hidden object, the others continue to work at the correct depth.
- Best for the black hard soil.
- Strong robust 100x50 channel frame comes with maximum ground clearance.
- Specially designed forged tyne for deep tillage.

**CHECKS BEFORE USE:** • Tighten all bolts



HEAVY DUTY  
CHANNEL FRAME



HEAVY DUTY  
FORGED TYNE



3 POINT LINKAGE -  
CAT II



TEMPERED REVERSIBLE  
SHOVEL



HEAVY DUTY  
TENSILE PLATED PIN



HEAVY DUTY SPRING  
WITH 25 TO 32 COILS

DESCRIPTION	MCL-SXH-9	MCL-SXH-11	MCL-SXH-13
<b>TYNES</b>	Forged		
<b>TYNE THK.</b>	25/28/32		
<b>SHOWELS</b>	8 (EN-42)		
<b>SPRING</b>	WD-10,48 OD, 28 Coils		
<b>FRAME</b>	Channel-100x50		
<b>3 POINT LINKAGE</b>	Cat-II, 50X16 / 65X12		
<b>UNDER FRAME CLEARANCE</b>	560		
<b>LENGTH</b>	2000	2457	2914
<b>WIDTH</b>	712		
<b>HEIGHT</b>	585		
<b>WEIGHT</b>	270	345	420
<b>SHOWEL TO SHOWEL GAP</b>	380		
<b>TRACTOR HP</b>	40-50	40-50	60-70







## RIGID CULTIVATOR (B-TYPE)

Product Code: MCL-RGB



## RIGID CULTIVATOR (C-TYPE)

Product Code: MCL-RGC



HEAVY DUTY  
FRAME



SPECIALLY DESIGNED  
C/B TYNES



TEMPERED REVERSIBLE  
SHOVEL



HEAVY DUTY  
TENSILE PLATTED PIN



3 POINT LINKAGE -  
CAT II



TENSILE PLATTED  
BOLTS

DESCRIPTION	MCL-RG-9	MCL-RG-11	MCL-RG-13
<b>TYNES</b>	MS Profile Cut Single Piece		
<b>TYNE TYPE</b>	B-type		
<b>TYNE THK.</b>	22/25/28		
<b>SHOWELS</b>	8 (EN-45)		
<b>SHOWEL TO SHOWEL GAP</b>	482		
<b>FRAME</b>	Sq.Box-72		
<b>3 POINT LINKAGE</b>	CAT-II,65X16 (Front),50x12(Rear)		
<b>UNDER FRAME CLEARANCE</b>	480		
<b>LENGTH</b>	1828	2285	2742
<b>WIDTH</b>	712		
<b>HEIGHT</b>	533		
<b>WEIGHT (In kg.)</b>	22 / 25 / 28 186 / 194 / 202	22 / 25 / 28 220 / 230 / 240	22 / 25 / 28 254 / 266 / 278
<b>TRACTOR HP</b>	40-45	45-50	50-55

DESCRIPTION	MCL-RG-9	MCL-RG-11	MCL-RG-13
<b>TYNES</b>	MS Profile Cut Single Piece		
<b>TYNE TYPE</b>	C-type		
<b>TYNE THK.</b>	22/25/28		
<b>SHOWELS</b>	8 (EN-45)		
<b>SHOWEL TO SHOWEL GAP</b>	482		
<b>FRAME</b>	Sq.Box-72		
<b>3 POINT LINKAGE</b>	CAT-II,65X16 (Front),50x12(Rear)		
<b>UNDER FRAME CLEARANCE</b>	480		
<b>LENGTH</b>	1828	2285	2742
<b>WIDTH</b>	712		
<b>HEIGHT</b>	533		
<b>WEIGHT (In kg.)</b>	22 / 25 / 28 194 / 202 / 210	22 / 25 / 28 230 / 240 / 250	22 / 25 / 28 266 / 278 / 290
<b>TRACTOR HP</b>	40-45	45-50	50-55

### FEATURES:

- The cultivator is used to prepare a proper seedbed for the crop to be planted
- It is used to bury crop residue in the soil which helps to warm the soil before planting
- It controls weed, mix and incorporate the soil to ensure the growing crop has enough water and nutrients to grow well
- The implement has tempered reversible shovels mounted on the tynes which has long life
- Suitable for use in stone and root obstructed soil.
- Suitable for light and medium soil conditions.
- Used for loosening and aerating soil to a depth of 9".

**CHECKS BEFORE USE:** • Tighten all bolts





# MACHINO

## RIGID DUCKFOOT CULTIVATOR

Product Code: MCL-DF



### FEATURES:

- It is designed to with stand toughest work conditions of hard black soils.
- The profile cut tynes get their strength because of a peculiar design in which the stress prone points are shaped to resist any distorting strains.
- Main frame is made out of heavy duty square bar 40mm.
- MS profile cut single piece tyne for deep tillage and long life.
- Specially designed duck foot shovel for quality of tillage.
- 18mm heavy duty tynes.
- Strong sturdy casting frame to hold the tynes.
- Tyne height adjustable availability.

**CHECKS BEFORE USE:** • Tighten all bolts



HEAVY DUTY  
FRAME



SPECIALLY DESIGNED  
J TYNE



3 POINT LINKAGE -  
CAT II



TEMPERED DUCKFOOT  
SHOVEL



HEAVY DUTY  
TENSILE PLATED PIN



HEAVY DUTY CASTING  
CLAMP FOR LONG LIFE

DESCRIPTION	MCL-DF-7	MCL-DF-9	MCL-DF-11
<b>TYNES</b>	MS Profile Cut Single Piece		
<b>TYNE THK.</b>	25/28		
<b>SHOWELS</b>	HIGH CARBON		
<b>SIDE FLAT</b>	125x10		
<b>FRAME</b>	Sq.Bar-40		
<b>3 POINT LINKAGE</b>	Cat-II,65X16		
<b>UNDER FRAME CLEARANCE</b>	480		
<b>LENGTH</b>	1682	2140	2597
<b>WIDTH</b>	712		
<b>HEIGHT</b>	533		
<b>WEIGHT</b>	270	320	370
<b>SHOWEL TO SHOWEL GAP</b>	395		
<b>TRACTOR HP</b>	40-45	45-50	50-55







# MACHINO



## RIGID ARROW CULTIVATOR

Product Code: MCL-AR



HEAVY DUTY  
FRAME



SPECIALLY DESIGNED  
C TYNE



3 POINT LINKAGE -  
CAT II



TEMPERED REVERSIBLE  
SHOVEL



HEAVY DUTY  
TENSILE PLATED PIN



DOUBLE FRAME  
SPORT FOR ROBUST  
FIELD OPERATIONS

### FEATURES:

- The cultivator is used to prepare a proper seedbed for the crop to be planted
- Duckfoot cultivator's tyne has a wide range for working upto 14"
- It is used to bury crop residue in the soil which helps to warm the soil before planting
- It controls weed, mix and incorporate the soil to ensure the growing crop has enough water and nutrients to grow well
- The implement has tempered shovels mounted on the tynes which has long life Suitable for use in stone and root obstructed soil.
- Suitable for light and medium soil conditions.
- Used for loosening and aerating soil to a depth of 9".

**CHECKS BEFORE USE:** • Tighten all bolts

DESCRIPTION	MCL-ARL-05	MCL-ARH-05
<b>TYNES</b>	MS Profile Cut Single Piece	
<b>TYNE THK.</b>	25/32	32
<b>SHOWELS</b>	HIGH CARBON/EN-45	
<b>SIDE FLAT</b>	125x10	
<b>FRAME</b>	BOX 65X6	BAR 52
<b>3 POINT LINKAGE</b>	Cat-II, 65X16	
<b>UNDER FRAME CLEARANCE</b>	480	
<b>LENGTH</b>	1751 MM	1929 MM
<b>WIDTH</b>	712	
<b>HEIGHT</b>	533	
<b>WEIGHT</b>	270	355
<b>SHOWEL TO SHOWEL GAP</b>	384 MM	418 MM
<b>TRACTOR HP</b>	50-60	50-60







# MACHINO

## TYNE RIDGER

Product Code: MRG-TN



TYNE 30 MM  
HEAVY DUTY TYNE



TEMPERED HRC  
48-52 SHOVEL



SINGLE BOX  
HEAVY DUTY FRAME



HIGH TENSILE PLATED  
BOLTS AND PIN



CLAMPING FOR EASY  
ADJUSTABLE WIDTH



5 MM THICKNESS  
WINGS

DESCRIPTIONS	MRG-TN-03	MRG-TN-04	MRG-TN-05
NO. OF TYNE	3	4	5 & 7 OPTIONAL
3 POINT LINKAGE		Cat-II	
NO. OF TYRE	NA	NA	2
OVERALL WIDTH	2450	3450	4950
WIDTH WITHOUT TYRE	2450	3450	4450
WIDTH OF CUT	2500	3500	4500
TYNE TO TYNE DISTANCE	1000 ADJUSTABLE		
WEIGHT	200	230	380 / 420
WEIGHT WITH TYRE	NA	NA	465 / 505
TRACTOR HP	40 ABOVE	50 ABOVE	60 ABOVE
SHOVEL	8 MM REVERSIBLE		

CHECKS BEFORE USE: • Tighten all bolts

### FEATURES:

- Tyne Ridgers quickly and economically make simple soil ridges.
- The furrows can be easily spaced (widened or narrowed) as per the crop requirement.
- The wings angle can be changed as per requirement.
- These are mostly used for making ridges for plantation of vegetables, sugarcane and for similar purposes.
- Heavy duty pipe box type frame capable of operating in tough soil conditions.
- Depth of the Ridger could be adjusted with the side tires.
- Available sizes are in 2, 3 and 4 furrow, with and without tire facility. Robust pipe Frame
- Heavy-Duty Furrows
- Reversible Shovels
- Tyres (Optional)







## DISC RIDGER LIGHT DUTY

Product Code: MRG-DL



### FEATURES:

- High quality Boron steel disc of 600x6 with HRC 54-60.
- It has heavy duty box type frame to hold both disc frame.
- Available in 2 bottom to make one ridge.
- Size and depth of the ridge can be adjusted.
- It can produce ridge with maximum width of 1000 mm.
- Heavy duty double bearing casting hubs are used.
- Single man easy angle and width adjustment.
- Both horizontal and vertical angle adjustment provided for best results.

**CHECKS BEFORE USE:** • Tighten all bolts • Grease all hubs



EASY FURROW  
WIDTH ADJUSTMENT



ROBUST  
PIPE FRAME



EASY TO OPERATE  
ATTACHABLE WITH  
3 POINT LINKAGE



HEAVY DUTY  
CASTED HUB



BORON STEEL  
DISC 28"



TENSILE PLATED  
BOLTS & PINS

DESCRIPTION	MRG-DL-01
No. OF DISC	2
TYPE OF DISC	PLAIN
SIZE OF DISC	660X6
AXLE TYPE	SPINDLE
DISC DIAMETER	660
BUND HEIGHT	350
MAXIMUM WIDTH BETWEEN BUNDS	1000
WEIGHT	224
TRACTOR POWER	40 ABOVE





# MACHINO

## DISC RIDGER HEAVY DUTY

Product Code: MRG-DH



EASY FURROW  
WIDTH ADJUSTMENT



ROBUST  
PIPE FRAME



EASY TO OPERATE  
ATTACHABLE WITH  
3 POINT LINKAGE



HEAVY DUTY  
CASTED HUB



BORON STEEL  
DISC 28"



TENSILE PLATED  
BOLTS & PINS

DESCRIPTION	MRG-DH-02
NO. OF DISC	4
TYPE OF DISC	PLAIN
SIZE OF DISC	660X6
AXLE TYPE	SPINDLE
DISC DIAMETER	660
BUND HEIGHT	350
MAXIMUM WIDTH BETWEEN BUNDS	1000
WEIGHT	435
TRACTOR POWER	60 ABOVE

### FEATURES:

- High quality Boron steel disc of 600x6 with HRC 54-60.
- It has heavy duty box type frame to hold both disc frame.
- Available in 4 bottom to make 2 parallel ridges.
- Size and depth of the ridge can be adjusted.
- It can produce ridge with maximum width of 1000 mm.
- Heavy duty double bearing casting hubs are used.
- Single man easy angle and width adjustment.
- Both horizontal and vertical angle adjustment provided for best results.
- Highly beneficial and quick for making of water channel to bring irrigation water from one place to another.

**CHECKS BEFORE USE:** • Tighten all bolts • Grease all hubs







# MACHINO



## SUB SOILER HEAVY DUTY

Product Code: MSS-HV



### FEATURES:

- The sub soilers are deep tillage implements specially designed for breaking up hard pan layers and loosening the subsoil allowing better drainage, root growth and mineral osmosis.
- It can be safely used for heavy duty applications, as the shear bolt arrangement protects the implement from getting damaged due to hidden obstacles like underground stones & roots.
- It increases soil turnover by reaching deeper organic matter layers. High quality wear-resistant steel used for the shovel, which gives it a long life in the toughest conditions.
- The heavy duty pointed chisel shatters the soil well below the surface, thus increasing the water holding capacity.
- Specially designed tyne is capable of penetrating up to 700 mm deep.
- Tyne edge to reduce wear & tear of tyne.



HIGH TENSILE  
PLATED BOLT & PINS



CAT 1 AND  
CAT 2 LINKAGE



HEAVY DUTY  
ROBUST BOX FRAME



BORON STEEL BLADE  
FOR LONG LIFE



HEAVY DUTY  
CASTED SHOE



HIGH CARBON TYNE  
FOR LONG LIFE

DESCRIPTION	MSS-HV-1	MSS-HV-2	MSS-HV-3
NO. OF SHANKS	1	2	3
THREE POINT LINKAGE	Cat-II		
LENGTH	690	1072	
WIDTH	800	1230	1520
HEIGHT	1220	1440	
TILLAGE WIDTH	70	710-950	1050-1290
WORKING DEPTH	700		
TYNE TO TYNE DISTANCE	NA	600-865	465-570
WEIGHT	85	195	280
TRACTOR POWER	40-50	60-70	80-90
UNDER BEAM CLEARANCE	700		
SHOVEL	80X300		
TYNE SECTION	150X36		

CHECKS BEFORE USE: • Tighten all bolts



# SUB SOILER LIGHT DUTY

Product Code: MSS-LT



# MACHINO



HIGH TENSILE  
PLATED BOLT & PINS



CAT 1 AND  
CAT 2 LINKAGE



ADJUSTABLE  
HEIGHT FOR MULTIPLE  
HP OPTIONS



BORON STEEL BLADE  
FOR LONG LIFE



HEAVY DUTY  
CASTED SHOE



HIGH CARBON TYNE  
FOR LONG LIFE

## FEATURES:

- The sub soiler are deep tillage implements specially designed for breaking up hard pan layers and loosening the subsoil allowing better drainage, root growth and mineral osmosis.
- Optional wide range of roller/ crumbler available, which helps in breaking bigger lumps to smaller clods. Also it helps in depth control and steady run of the sub soiler.
- Adjustable depth & width of ploughing available for 2, 3 & 5 arm sub-soiler.
- Optional pipe layer attachment available for 1 arm sub soiler.
- Depth can be adjusted by top links.
- It can plough up to 550 mm deep
- The heavy duty pointed chisel
- Optional crumbler available in 3 & 5 arm sub soiler
- Height adjustable option for working with multiple HP Tractors.

**CHECKS BEFORE USE:** • Tighten all bolts

DESCRIPTION	MSS-LT-1	MSS-LT-2	MSS-LT-3	MSS-LT-5
NO. OF SHANKS	1	2	3	5
THREE POINT LINKAGE		cat-II		CAT-II & CAT-III
LENGTH	510	550	830	1550
WIDTH	660	1220	1520	2500
HEIGHT		1050-1350		1425-1670
TILLAGE WIDTH	70	710-950	1050-1290	1810
WORKING DEPTH		550		
TYNE TO TYNE DISTANCE	NA	600-865	465-570	550
WEIGHT KG	85	195	280	570
TRACTOR POWER HP	40-50	60-70	80-90	100 above
SHOVEL		80X300		
TYNE SECTION		150X36		
UNDER BEAM CLEARANCE		700		





# LANDSCAPE







# MACHINO

## LASER LAND LEVELER STANDARD MODEL

Product Code: MLS-LS



HEAVY DUTY  
HYDRAULIC PIPES  
OPTIONAL WITH FLEXIBLE  
AND IRON PIPES



10 MM HEAVY  
DUTY SCRAPER  
BUCKET WITH  
ROUND BACK PLATE



HEAVY DUTY CASTED  
GEAR BOX FOR SMOOTH  
VIBRATION LESS  
FUNCTIONING OF MAST.



3MM SHEET JOINT  
LESS 200 LITRE SPACE  
TOOL BOX



80/3 X 80/3 X 6 MM  
TYRE AXLE FOR  
LONG RUNNING  
MAINTENANCE FREE LIFE



6.00X16 DOUBLE  
TYRE, ZIGZAG  
ARRANGEMENT  
OF TYRE OPTIONAL

DESCRIPTION	MLS-LS-84	MLS-LS-96	MLS-LS-108	MLS-LS-120
BUCKET THICKNESS	8/10 MM			
BUCKET SIZE	7 FEET	8 FEET	9 FEET	10 FEET
HYDRAULIC CYLINDER	4 TON	4 TON	5 TON	5 TON
WORKING WIDTH	7 FEET	8 FEET	9 FEET	10 FEET
TYRE AXLE	72X72			80X80
HEIGHT	650			
SCRAPER BLADE	125X12			
BLADE MATERIAL	EN-45			
TYRE SIZE	6.00X16, DOUBLE/ZIGZAG			
TRACTOR HP	50-55	55-60	60-65	65-70
MAST	GEAR/POWER			

### FEATURES:

- It is specially designed as a sports model.
- Hassle-free, reliable & effective.
- Easy to operate power mast which saves both time & energy.
- More leveled and smooth soil surface obtained.
- More uniform moisture environment for crops.
- Reduced consumption of seeds, fertilizers, chemical and fuel.
- Improved crop establishment by uniform spreading of water, seeds, fertilizers & chemicals.
- Decreases the time to complete tasks of irrigation.
- HI-Carbon EN-45 scraper blade of 125x12 is used.
- High Quality PU Paint/available in powder coating.
- Power Cum Gear Mast.
- Stylish Carrying Case.
- Available in Zigzag and double paralel tyres options.

**CHECKS BEFORE USE:** • Tighten all bolts • Grease all hubs • Air Pressure • Connect all wires properly







## LASER LAND LEVELER SPORTS DELUXE MODEL

Product Code: MLS-LD



DRIVER APPROACHABLE  
SMOOTH FUNCTIONING  
LEVER FOR HEIGHT  
ADJUSTMENT  
OF RECEIVER



HEAVY DUTY CASTED  
GEAR BOX FOR SMOOTH  
VIBRATION LESS  
FUNCTIONING  
OF MAST.



HEAVY DUTY  
HYDRAULIC PIPES  
OPTIONAL WITH  
FLEXIBLE AND  
IRON PIPES



10 MM HEAVY  
DUTY SCRAPER  
BUCKET WITH ROUND  
BACK PLATE



3MM SHEET  
JOINT LESS  
200 LITRE SPACE  
TOOL BOX



6.00X16 DOUBLE TYRE,  
ZIGZAG ARRANGEMENT  
OF TYRE FOR  
BETTER PERFORMANCE

DESCRIPTION	MLS-LD-84	MLS-LD-96	MLS-LD-108	MLS-LD-120
BUCKET THICKNESS	8/10 mm			
BUCKET SIZE	7 FEET	8 FEET	9 FEET	10 FEET
HYDRAULIC CYLINDER	5 TON			
WORKING WIDTH	7 FEET	8 FEET	9 FEET	10 FEET
TYRE AXLE	100X100			
HEIGHT (mm)	650			
SCRAPER BLADE	125X16			
BLADE MATERIAL	EN-45			
TYRE SIZE	6.00X16, DOUBLE/ZIGZAG			
TRACTOR HP	50-60	60-70	70-80	80-90
MAST	GEAR/POWER			
DRAWER	6/8 mm Fabricated			

### FEATURES:

- It is specially designed as a sports model.
- Hassle-free, reliable & effective.
- Easy to operate power mast which saves both time & energy.
- More leveled and smooth soil surface obtained.
- More uniform moisture environment for crops.
- Reduced consumption of seeds, fertilizers, chemical and fuel.
- Improved crop establishment by uniform spreading of water, seeds, fertilizers & chemicals.
- Decreases the time to complete tasks of irrigation.
- HI-Carbon EN-45 scraper blade of 125x12 is used.
- High Quality PU Paint/available in powder coating.
- Power Cum Gear Mast.
- Stylish Carrying Case.
- Available in Zigzag and double parallel tyres options.

**CHECKS BEFORE USE:** • Tighten all bolts • Grease all hubs • Air Pressure • Connect all wires properly





# MACHINO

## HEAVY DUTY LEVELER

Product Code: MLS-HDL



CONVERTIBLE WITH  
REVERSE & FORWARD  
WORKING WITH TRACTOR



65X16 HD  
SERIES CAT 2  
LINKAGE



100X12 MM  
CARBON STEEL LONG  
LIFE SCRAPER BLADE



SPECIALLY DESIGNED  
LINKAGE CONNECTING 16 MM  
RECTANGULAR SQUARE BAR  
FOR BETTER FUNCTIONING



HEAVY DUTY  
10MM SHEET



25X10 VERTICAL SUPPORT  
& 100 TO 5 MM WIDE  
HORIZONTAL  
SUPPORTS FOR EXTRA  
RIGIDITY & ROBUST WORKING

DESCRIPTION	MLS-HL-72	MLS-HL-84	MLS-HL-96	MLS-HL-108	MLS-HL-120
SIZE	6 FEET	7 FEET	8 FEET	9 FEET	10 FEET
CATEGORY	CAT-II				
BOARD DIEMENSION	1830 X 500	2135 X 500	2440 X 500	2745 X 500	3050 X 500
BOARD THICKNESS	8/10 MM Optional				
SCRAPER BLADE	150 X 12 (HIGH CARBON STEEL)				
SIDE SUPPORT	100 X 5 (HORIZONTAL) 25 X 10 (VERTICAL)				
LINKAGE	65 X 16 FLAT BAR				
OPERATION	REVERSE / FORWARD WORKING OPTIONAL				
WEIGHT	250	270	300	340	380
TRACTOR POWER	30-40	40-50	50-60	60-70	70-80

CHECKS BEFORE USE: • Tighten all bolts

### FEATURES:

- It is a simple leveling implement which is directly fitted to tractor.
- It is a basic implement used for leveling of land.
- Very useful for agriculture purpose.
- Useful for flood irrigation.
- Useful for increasing productivity and saves cost of irrigation.
- Technically designed for balanced leveling in the field.
- Saving upto 20% of fuel.
- 8 mm & 10 mm board for long life & maintenance free working.
- CAT-II Linkage available with the variants.





# HEAVY DUTY REVERSIBLE LAND LEVELER

Product Code: MLS-HRL



DESCRIPTION	MLS-HRL-48	MLS-HRL-60	MLS-HRL-72	MLS-HRL-84	MLS-HRL-96
SIZE	4 FEET	5 FEET	6 FEET	7 FEET	8 FEET
FRAME	60 X 60 X 6			72 X 72 X 6	
CATEGORY	CAT-I	CAT-II			CAT-II & III
CYLINDER POWER	3 T			5 T	
BOARD THICKNESS	8 MM			10 MM	
BOARD DIMENSION	1220 X 550	1525 X 550	1830 X 550	2135 X 550	2440 X 550
SCRAPPER BLADE	150 X 12 (HIGH CARBON STEEL)				
WORKING (SIDE) OPERATION	REVERSIBLE				
SIDE SUPPORT	100 X 5				
NO. OF CYLINDER	2				
REVOLVING ARM	65 X 16 (HIGH CARBON KAMANI MATERIAL)				
HEIGHT MM	1275				
TURNOVER MECHANISM	HYDRAULIC				
WEIGHT KG	183	194	205	225	250
TRACTOR POWER HP	15-25	25-35	35-45	45-55	55-65

## FEATURES:

- India's first heavy duty land leveler with reversible operation.
- Heavy duty hydraulic cylinder control valve make the working smooth & fast.
- 10 mm heavy duty board for long life & maintenance free working.
- CAT-I, CAT-II & III Linkage available with the variants.
- Rigid Structure of Square Box 60 x 60 x 6 & 72 x 72 x 6
- World class turnover mechanism scientifically designed for proper working.
- Most economical in comparison to other product available in market
- Saving upto 20% of fuel & labour.
- Easily adjustable angle of penetration of blade (Board) as per the requirement of field.

**CHECKS BEFORE USE:** • Tighten all bolts • Grease all bush





# MACHINO

## PLANKER

Product Code: MLS-PL



100\*50 HEAVY DUTY  
CHANNEL FRAME



50\*10 HIGH CARBON  
SCRAPER BLADE



TOP BRAND AIR LESS TYRE  
FOR TRANSPORTATION



EASILY OPERATABLE TYRE  
AXLE AT FIELD /  
TRANSPORT



HEAVY DUTY TRACTOR  
LINKAGE FOR  
ROAD TRANSPORT



DOUBLE SIDED STAND  
KEEP THE PLANKER  
UP FROM GROUND

DESCRIPTION	MLS-PL-10	MLS-PL-11	MLS-PL-12	MLS-PL-13	MLS-PL-14
SIZE	10 FEET	11 FEET	12 FEET	13 FEET	14 FEET
CHANNEL FRAME	SINGLE CH 100 X 50 / DUAL CH 100 X 50 (optional)				
MOULD BOARD	HIGH CARBON 8 mm				
SCRAPPER	FLAT 50 X 10 - HIGH CARBON				
LINKAGE	BOTH SIDE TRACTOR LINKAGE				
HEIGHT	125 -225 mm				
WIDTH	450 mm				
TYRE	AIR LESS TYRE - 10" X 2"				
STAND	SQ PIPE 40 X 3 DUAL STAND				
WEIGHT KG	225	250	275	300	325
TRACTOR HP	> 30	> 35	> 40	> 45	> 50

CHECKS BEFORE USE: • Tighten all bolts

### FEATURES:

- Both side heavy duty kunda linkage given for both side operation.
- It is a simple levelling implement which is directly fitted to tractor.
- It is a basic implement used for levelling of land.
- Very useful for agriculture purpose.
- Useful for increasing productivity and saves cost of irrigation.
- Equipped with 100x50 robust channel frame.
- 50x10 High carbon scraper blade for long life.
- High quality top brand airless tyres for easy transportation.





## SUPER SEEDER

Product Code: MDR-SS



### FEATURES:

- Super Seeder is a single pass solution to fulfil current farming needs to stop crop residue burning.
- Super Seeder is a combination of Rotary Tiller & Seed Planter with press wheels.
- It is extensively used for planting a wide variety of seeds like wheat, soybean & grass.
- It is useful for removing stubble & roots of Paddy, Sugarcane, Cotton, Banana, Maize etc. of various other crops.
- It has a simple and easy metering system that allows changing of seed varieties with less seed waste and provides assurance of better germination.
- The metering device is designed with a combination of aluminium & cast iron for better performance & durability.
- It is low maintenance combination of Seed Planter and Rotary Tiller which is easy to operate and handle.
- The fluted roller type metering system is controlled by a single hand lever.
- It can also be used as a stand-alone rotary tiller.
- Specially designed blades are used to tackle stubbles and crop residue properly.
- Spherical wire embedded transparent PVC pipes are used as seed & fertilizer pipe for long life and durability.

**CHECKS BEFORE USE:** • Tighten all bolts • Grease all guns, hubs & PTO • Check oil level



Commando Series Heavy Duty Rotavator.



Both Side Front Side Disc.



Helical Arranged J/L Blades.



Seed & Fertilizer Pipe.



Stainless Steel Modern Disc Furrow Opener.



Gear Driven Front Roller.




Seed & Fertilizer Shifter Units.



Heavy Duty Robust Frame.

DESCRIPTION	MDR-SS-6	MDR-SS-7	MDR-SS-8	MDR-SS-9
CAPACITY SEED / FERTILIZER	90/95kg	100/105kg	110/115kg	120/125kg
NO. OF DRILLS	10	11	13	14
GEAR BOX	MULTI SPEED, 13X23			
SEED & FERTILIZER MECHANISM	ALUMINIUM FLUTED ROLLER TYPE			
WORKING WIDTH	1850	2100	2350	2600
TYPE OF BLADE	L/J/F			
NO. OF BLADES (L)	42	48	54	60
NO. OF BLADES (JF)	48	54	60	66
SIDE GEAR	20X35X28			
PRESS ROLLER	AVAILABLE			
LxBxH	2400X1775X1520	2550X1775X1520	2800X1775X1520	3050X1775X1520
TRACTOR HP	50	55	60	65
WEIGHT KG	925	975	1025	1100

### RPM CHART GEAR BOX 13X23 MULTI SPEED

	TRACTOR RPM	REDUCTION GEAR		ROTOR RPM
		A	B	
	540	17	18	206
		18	17	231
		16	19	184
		19	16	259
		15	20	164
		20	15	291
	1000	13	22	239





# MACHINO

## ZERO TILL SEED CUM FERTILIZER DRILL MACHINE

Product Code: MDR-ZT



### FEATURES:

- The zero till consists of a seed box, fertilizer box, seed and fertilizer metering mechanisms, seed tubes, furrow openers, seed and fertilizer rate adjusting lever and transport cum power transmitting wheels.
- The length of the grooves exposed to the seed, can be increased or decreased and hence the amount of seed sown can be varied.
- Made from heavy structure and gauge sheets.
- Adjustable flow of fertilizer through knob.
- Used for sowing seeds of all kind of crops.
- The fluted roller type metering system is controlled by a single hand lever.
- It can also be used as a stand-alone rotary tiller.
- Specially designed blades are used to tackle stubbles and crop residue properly.
- Spherical wire embedded transparent PVC pipes are used as seed & fertilizer pipe for long life and durability.

**CHECKS BEFORE USE:** • Tighten all bolts • Grease all guns, hubs & PTO • Check oil level



HEAVY DUTY ROBUST FRAME



EASY TO OPERATE SHIFTER UNITS



TRANSPARENT SEED AND FERTILIZER PIPES



HEAVY DUTY STANDING STAND FOR INSPECTION DURING SOWING



SPECIALLY DESIGNED FURROW OPENER FOR INTERRUPTED FALLING OF SEED AT PROPER DEPTH



HEAVY DUTY THREE POINT LINKAGE FOR GOOD LIFT

DESCRIPTION	MDR-ZT-9	MDR-ZT-11	MDR-ZT-13
NO. OF TYNES	9	11	13
WORKING WIDTH	1400	1750	2100
BOX SHEET (GAUGE)	16		
FRAME SIZE MM	1700	2050	2400
3 POINT LINKAGE		CAT-II	
TRACTOR POWER HP	35 ABOVE	40 ABOVE	50 ABOVE
ROW TO ROW DISTANCE		175	
TYPE OF FURROW OPENER		INVERTED T TYPE	
WEIGHT KG	275	325	375
SEED MECHANISM		ALUMINIUM TYPE FLUTED ROLLER	
FERTILIZER MECHANISM		CIA- NYLON TYPE FLUTED ROLLER	
SEED AND FERTILIZER CAPACITY	100 & 105 KG	110 & 115 KG	120 & 125 KG
BOX COVER		Sheet Metal	
L (MM)		1625	
B (MM)	1715	2065	2415
H (MM)		1300	







# MACHINO



## ROTO SEED DRILL MACHINE

Product Code: MDR-RSD



HEAVY DUTY  
CASTING NAKKA



HEAVY DUTY THREE  
POINT LINKAGE  
FOR GOOD LIFT



STRONG ROTATING  
WHEEL WITH  
HEIGHT ADJUSTMENT



SIDE DISC ASSEMBLY  
FOR LEFT & RIGHT BOTH



TRANSPARENT  
SEED & FERTILIZER  
DISTRIBUTION PIPE



LOW FUEL  
CONSUMPTION

### FEATURES:

- Roto Seed Drill is a combination of Rotary Tiller & Seed Drill. It is extensively used for sowing a wide variety of seeds like wheat, barley & grass seeding
- It is low maintenance combination of seed drill and Rotary tiller which is easy to operate and handle.
- It has simple and easy metering system that allows changing of seed varieties with less seed wastage and provides assurance of better germination.
- It is fluted roller type metering system is controlled by single hand lever.
- It is metering device designed with a combination of aluminum & cast iron for better performance & durability.
- Boron steel long life 8 mm blade.
- Equipped with heavy duty 13x23 heavy duty commando series rotavator.

**CHECKS BEFORE USE:** • Tighten all bolts • Grease all guns, hubs & PTO • Check oil level

DESCRIPTION	MDR-RSD-9	MDR-RSD-11	MDR-RSD-13
NO. OF SEED & FERTILIZER DISTRIBUTION POINT	18	22	26
PAINT	POWDER COATED		
FRAMEPIPE	60 X 60 X 5 MM		
FRAME SHEET	5 MM		
3 POINT LINKAGE	CAT-II		
NO. OF BLADE	42	48	54
WORKING WIDTH	1750	2000	2250
OVERALL LENGTH	2250	2480	2700
OVERALL WIDTH	1000		
OVERALL HEIGHT	1400		
FERTILIZER TANK CAPACITY	60	75	90
SEED CAPACITY	45	60	70
BOX COVER	SHEET METAL		
WEIGHT	585	625	690
TRACTOR HP	45-50	50-55	55-60
SEED MECHANISM	ALUMINIUM TYPE FLUTED ROLLER		
FERTILIZER MECHANISM	CIA- NYLON TYPE FLUTED ROLLER		



# POTATO DIGGER

Product Code: MHV-PD



## FEATURES:

- Potato digger can be used for harvesting potatoes very easily due to its efficient operation & easy mounting on tractor.
- The Digger ensures that potatoes are lifted from the soil bed and transferred onto webs where the loose soil is separated.
- Heavy duty 2 way gear box.
- Both side double belt pulley drive.
- Heavy duty frame and chasis for perfect functioning of digger.
- Excellent soil crush with a good combination of working structure.
- Potato Harvester digs out and spreads potatoes on the soil behind to make it collecting easy.
- Keeps the machine balance by transferring power to both sides from the specially designed transmission.
- Single plate body.

**CHECKS BEFORE USE:** • Tighten all bolts • Grease all hubs & PTO • Check oil level



LINKAGE  
CAT 2



HEAVY DUTY GEAR  
BOX FOR LONG LIFE



HEAVY DUTY  
CHASSIS FRAME



12MM HEAVY DUTY  
100 BAR JAAL



TEMPERED SHOVEL  
FOR LONG LIFE



BORON STEEL HIGH  
QUALITY GUIDING DISC

DESCRIPTION	MHV-PD-2R
WIDTH	1300 MM
WORKING DEPTH	130-200 MM
WEIGHT	580 KG
BEARING	NRB
RPM	60-100
POWER	35 to 50hp
CAPACITY	2 row
MODEL	MPD 1300
MATERIAL	MS
BRAND	MACHINO
CHASIS	5MM With 60X60X5MM BOX FRAME SUPPORT
GEAR BOX	2 WAY, 14X25
PULLEY	DOUBLE 4X14
SIDE DRIVE	BOTH SIDE DOUBLE BELT PULLEY DRIVE
ROLLER	ROLLER BED PREPARATION



## STRAW REAPER

Product Code: MHV-SR



### FEATURES:

- Higher efficiency.
- Better performance.
- Lesser fuel consumption.
- Minimum load to tractor.
- Adjustable basket makes it convenient to cut straw to various sizes as per requirement.
- Special stone trap tray for safety of machine.
- It collects the grains left over in the field after cutting from combine and store into grain tank provided at the bottom.
- Cutter bar can be dismantled easily as and when required as it is not welded.
- This machine can be operated with minimum 45h.p. double clutch tractor.

**CHECKS BEFORE USE:** • Tighten all bolts • Grease all hubs & PTO • Check oil level



HEAVY DUTY  
PTO SHAFT



ROBUST FRAME FOR  
VIBRATION LESS WORKING



HEAVY DUTY  
GEAR BOX



HEAVY DUTY BORON STEEL  
TEMPERED CUTTING BLADE



BUSH FITTING  
MECHANISM IN ALL PULLEY



TOP BRAND TYRE FOR  
LONG RUN TRAVELS

DESCRIPTION	MHV-SR-57
SIZE	57
WORKING WIDTH	3000
THRESHER DIAMETER	570
THRESHER BLADE	288
BASKET BLADE	35
CUTTER SIZE	7.5
WHEEL SIZE	7.00X19- 10 PR
NO. OF BLOWER	2
EFFECTIVE CUTTER BAR WIDTH	2100 MM
NO. OF ROWS OF SARRATED BLADES	Large Cylinder 14 Small Cylinder 06
OVERALL LENGTH	3700
OVERALL WIDTH	2480
OVERALL HEIGHT	2200
POWER SOURCE	Tractor of 55 HP or Above
THRESHER RPM @540	650
FAN RPM @540	1290
GUIDE DRUM RPM @540	810
PADDY THRESHER RPM @540	850
WEIGHT	2000
CHASSIS	5mm





# MACHINO

## STRAW CHOPER

Product Code: MHV-SC

DESCRIPTION	MHV-SC
MACHINE TYPE	Paddy Straw Chopper
SIZE	57
WORKING WIDTH	3000
THRESHER DIAMETER	570
THRESHER BLADE	288
BASKET BLADE	35
CUTTER SIZE	7.5
WHEEL SIZE	7.00X19- 10 PR
NO OF BLADES ON EACH ROWS	19 & 20
EFFECTIVE CUTTER BAR WIDTH	2100 MM
NO. OF ROWS OF SARRATED BLADES	Large Cylinder 14 Small Cylinder 06
POWER SOURCE	Tractor of 55 Hp or Above
OVERALL LENGTH	3700
OVERALL WIDTH	2480
OVERALL HEIGHT	2200
THRESHER RPM @540	650
GUIDE DRUM RPM @540	810
PADDY THRESHER RPM @540	850
WEIGHT	1985 (approx.)
CHASIS	5mm

### FEATURES:

- The straw chopper comes with a patented auger assembly.
- Spring-loaded sheet metal clamps for propeller shaft & exhaust pipe.
- It has a robust, integrated, body design for long life.
- Stone trap tray, safety cover on moving parts.
- It has patented thresher assembly & Pullies with the bush.
- During working in the field, the safety alarm keeps an operator alert..

**CHECKS BEFORE USE:** • Tighten all bolts • Grease all hubs & PTO • Check oil level



HEAVY DUTY  
PTO SHAFT



ROBUST FRAME FOR  
VIBRATION LESS WORKING



HEAVY DUTY  
GEAR BOX



HEAVY DUTY BORON STEEL  
TEMPERED CUTTING BLADE



BUSH FITTING  
MECHANISM IN ALL PULLY



TOP BRAND TYRE FOR  
LONG RUN TRAVELS





## MULCHER

Product Code: MHV-ML



10 MM HEAVY DUTY CHASSIS



STRONG THREE POINT LINKAGE



HEAVY DUTY GEAR BOX



20 MM STRONG NAKKA FOR LONG LIFE



SAFETY BELT COVER



LOW FUEL CONSUMPTION

DESCRIPTION	MHV-ML-160	MHV-ML-180	MHV-ML-200	MHV-ML-220
OVERALL LENGTH (MM)	1850	2035	2220	2405
OVERALL WIDTH (MM)	1030	1030	1030	1030
OVERALL HEIGHT (MM)	1050	1050	1050	1050
WORKING WIDTH (MM)	1650	1840	2020	2210
TRACTOR POWER (HP) & POWER TRANSFERRED TO PTO	45 - 55 & 38 - 47	50-60 & 43-51	60-70 & 51-60	70-80 & 60-68
THREE POINT HITCH	Cat I & II			
NO OF BLADES (Y TYPE)	32	36	40	44
NO OF BLADES (STRAIGHT)	16	18	20	22
NO OF HAMMERS	16	18	20	22
PTO INPUT SPEED (RPM)	540 rpm			
SIDE TRANSMISSION TYPE	4 Belts - BX Type			
GEAR BOX	Free Wheel Gear Box			
WEIGHT (KG/LBS)	5771/1272	613/1352	650/1433	697/1537

### FEATURES:

- Machine mulcher is a specially designed Flail Mower.
- It keeping in mind the mulching requirements of Sugarcane & Paddy farmers farmers.
- Its raised deck allows to easy shredding and mulching the farm residue of almost all crops.
- It is available in Fixed as well as Hydraulic variants.
- Three point hitch, Cat. 1-2.
- Double shielded box frame.
- External s ng of the belts.
- Central gearbox with free wheel clutch @540 rpm.
- Adjustable rear roller
- 4 V-belts BX Type side transmission.

CHECKS BEFORE USE: • Tighten all bolts • Grease all hubs & PTO • Check oil level





# MACHINO

## ROTARY SLASHER/CUTTER - SQUARE

Product Code: MLS-RS



HEAVY DUTY  
GEAR BOX



SPECIALLY DESIGNED  
FRAME FOR  
LONG LIFE



OPTIONAL TYRE  
FOR EASY OPERATION  
AND DEPTH CONTROL



SPECIALLY DESIGNED  
CAT 1 CAT 2 LINKAGE



SAFETY CHAINES  
PROVIDED



LOW FUEL  
CONSUMPTION

### FEATURES:

- It is used for clearing fields, land leveling, opening ditches and fillings.
- It is easily mountable with three point linkage.
- The moldboard can be pivoted 360° and tilted up or down 15°—45° easily by relocating the bolts.
- The special steel blade prevents the corrosion and breaking.
- It can be used for pulling as well as pushing the soil.
- It can easily cut thick and tall weed plants and grass.
- Its sharp blades and sturdy structure improve its performance and makes it long-lasting.
- It offers adjustable cutting height up to 25 mm.
- It is very useful for cutting rough & tough shrubs spread in large area.
- It proves to be essential equipment for levelling uneven grass or park lawn.
- Rotary Slasher has reversible steel blades for cutting, which increases total life of the blade.
- Safety Chain Shield Standard.
- Available in 48", 60", 72" and 84" sizes.
- Available with tyre and without tyre facility.
- Square design is designed for heavy duty operations.
- Tractor driven.
- Shear Bolt PTO shaft.
- Boron Steel Blade.
- 10 Gauge Sheet.
- 540 RPM Gear Box.
- Clean cut in all conditions.

DESCRIPTION	MLS-RS-6	MLS-RS-7
CUTTING WIDTH	1825	2135
TOTAL WIDTH	2170	2475
OVERALL LENGTH	2460	2765
CUTTING HEIGHT	25-200	
HITCH	CAT-I & II & QH	
BLADE CARRIER	ROUND PAN	
GEAR BOX	HEAVY DUTY	
BOARD THICKNESS	5MM	
SIDE SKID	5MM	
TRACTOR HP	50	70
WEIGHT	560	715

CHECKS BEFORE USE: • Tighten all bolts • Grease all hubs & PTO • Check oil level







## ROTARY SLASHER/CUTTER - ROUND

Product Code: MLS-RC



HEAVY DUTY  
GEAR BOX



SPECIALLY DESIGNED  
FRAME FOR  
LONG LIFE



OPTIONAL TYRE  
FOR EASY OPERATION  
AND DEPTH CONTROL



SPECIALLY DESIGNED  
CAT 1 CAT 2 LINKAGE



SAFETY CHAINES  
PROVIDED



LOW FUEL  
CONSUMPTION

DESCRIPTION	MLS-RC-4	MLS-RC-5	MLS-RC-6	MLS-RC-7
CUTTING WIDTH	1225	1525	1825	2135
TOTAL WIDTH	1370	1675	1980	2235
OVERALL LENGTH	2180	2500	2900	3050
CUTTING HEIGHT	25-200			
HITCH	CAT-I & QH	CAT-I & II & QH		CAT-II & QH
BLADE CARRIER	ROUND PAN			
GEAR BOX	HEAVY DUTY			
BOARD THICKNESS	5MM			
SIDE SKID	5MM			
TRACTOR HP	15	25	35	45
WEIGHT	215	325	395	555

### FEATURES:

- Rotary cutter has more power to cope with tall weeds and small bushes.
- It giving a fine cut on turf areas mounted with optional rear tyre.
- Tractor-mounted rotary cutter provides a very cost-effective grass cutting solution.
- It is one of the best machines in itself for cutting unwanted wild grasses.
- Designed for fast application to any type of tractor with 3 point linkage.
- Rotary cutter having reversible steel blades for cutting wild grass, shrubs, weeds etc.
- Safety chain shield standard.
- Scalping is minimal.
- Tractor Driven suitable for P.T.O. 540 r.p.m.

**CHECKS BEFORE USE:** • Tighten all bolts • Grease all hubs & PTO • Check oil level





# MACHINO

## TRANSPORT BOX

Product Code: MLS-RS



STANDARD TIPPING BOX WITH SINGLE LEVER OPERATION



75x40 HEAVY DUTY CHASIS FRAME



CAT II LINKAGE 65X16 FOR EXTRA RIGIDITY



EASY REMOVABLE BACK DOOR



TRANSPORT BOX HAVE SOLID CONSTRUCTION OF REINFORCED STEEL PLATES



POWDER COATING PAINT FOR LONGER LIFE AND DURABILITY

DISCRIPTION	MTB 4 FT	MTB 5 FT	MTB 6 FT
WIDTH	1225MM	1525 MM	1825 MM
LINKAGE	CAT-I & CAT-II	CAT-II	
LENGTH		765MM	
NAKKA PIN	18MM/25MM	25MM	
OVERALL HEIGHT	800MM		
BOX HEIGHT	610MM		
SIDE WALL	2.5MM	3MM	3MM CORRUGATED
CHASIS	75X40 CHANNEL FRAME		
LINKAGE FLATE	65X12	65X16	
BOX	DITACHABLE WITH SINGLE LEVER		

### FEATURES:

- Machino Transport box have solid construction of reinforced steel plates.
- Standard tipping box with single lever operation.
- Finished with anti-corrosive powder coating paint for longer life and durability.
- Easy removable back door.
- Ideal for lifting , moving & tipping of heavy items.
- The attachment is simple to use and sides can be removed easily for flexible use.
- Swinging and removable tail gate.
- Machino Transport box are ideal for use around small holdings moving a range of items.

CHECKS BEFORE USE: • Tighten all bolts • Check tipping liver







# MACHINO



## MACHINO TIPPING TRAILERS

Product Code: MTL-TP



15 TON CAPACITY HEAVY  
DUTY DOUBLE STAGE  
HYDRAULIC JACK



3 MM THICKNESS  
CORRUGATED  
SIDE WALLS



FORGING HITCH  
FOR EASY  
TRANSPORTATION



10.00X20 HEAVY  
DUTY TYRES



200X65 MM M.S.  
CHANNEL  
SECOND CHASSIS



200X75 MM M.S.  
CHANNEL  
FIRST CHASSIS

### FEATURES:

- Hydraulic system for EASILY loading/unloading goods/ materials like farm produce by simply tipping them which saves overall operating cost of transportation.
- TOP QUALITY hub, axle, bearings & tipping mechanism enhance life of the trailer easily attached / mounted FOR Easy transportation.
- Well designed for towing and loading stability.
- Top brand tubeless tyres.
- Heavy quality 5 mm sheet floor with 125x65 chasis frame.

DESCRIPTION	MTL-TP-3M	MTL-TP-5M	MTL-TP-9M
OUTER DIMENSION (FT)	8X6X2	10X6X2	12X6X2
CHASIS (MM)	125X65	150X75	200X75
FLOOR	5MM		
SIDES	3MM		
TYRES	9.00X16		10.00X20
HITCH DIA (MM)	50	50	65
AXLE (MM)	75	90	100
AXLE BEARING	32017 INNER & 32211 OUTER		
PARKING BREAK (OPTIONAL)	AVAILABLE		
BREAKE INDICATOR	AVAILABLE		
HYDRAULIC CYLINDER CAPACITY (TON)	10	15	20
WEIGHT	1150	1250/1350	1600/1700
TRACTOR HP	35-50	50-60	60-70

**CHECKS BEFORE USE:** • Check tyre pressure • Tighten all bolts • Remove parking break





# MACHINO

## MACHINO NON TIPPING TRAILERS

Product Code: MTL-NT



3 MM THICKNESS  
CORRUGATED SIDE WALL  
WITH EXTRA SUPPORT



HEAVY DUTY FORGING  
HITCH FOR EASY  
TRANSPORTATION



HEAVY DUTY 9.00X20  
TYRES SET WITH  
ANTI RUST ROBUST RIM



HEAVY DUTY ROBUST  
CHASSIS FRAME



MULTI PURPOSE SIDE  
SAFETY SUPPORTS



75 MM SQUARE WATER  
PROOF AXLE WITH  
PARKING BREAKS

DESCRIPTION	MTL-NT-5M	MTL-NT-9M
OUTER DIMENSION (FT)	10 X 6 X 2	12 X 6 X 2
CHASSIS (MM)	150 X 75 (MM)	
FLOOR	5 MM	
SIDES	2.5MM CORRUGATED	
TYRES	7.5 X 16 / 9.00 X 16 (4 No.)	
HITCH DIA (MM)	100 X 50 (MM)	
AXLE (MM)	75 SQ. BOTH FRONT AND BACK	
AXLE BEARING	32214	
PARKING BREAK (OPTIONAL)	YES	
BREAKE INDICATOR	YES	
RING HITCH DIA	50 X 2 (MM)	
WEIGHT	1650	1800
TRACTOR HP	50 ABOVE	70 ABOVE

### FEATURES:

- Easily loading/unloading goods/ material.
- Top Quality hub, axle, bearings & tipping mechanism enhance life of the trailer easily attached / mounted for Easy transportation.
- Well designed for towing and loading stability.
- Top brand tubeless tyres.
- Heavy quality 5 mm sheet floor with 125x65 chasis frames.
- Heavy duty 32214 top brand bearing used.
- Parking breaks provided for safety.
- PU paint for long life of metal.

**CHECKS BEFORE USE:** • Check tyre pressure • Tighten all bolts • Remove parking break





## MACHINO WATER TRAILER

Product Code: MTL-WT



HEAVY DUTY FORGING  
HITCH FOR EASY  
TRANSPORTATION



HEAVY DUTY STAND  
FOR STABLE STANDING



STAIRS FOR UPFRONT  
OPERATIONS



9.00 X 16 TOP  
BRAND TYRES  
ANTI RUST ROBUST  
AXLE FOR EXTRA SAFETY



AXLE HEAVY DUTY  
75MM SQUARE  
WATER PROOF AXLE  
WITH PARKING BREAKS



ROBUST CHASSIS  
AND SUPPORT  
FRAME TO TANKER

DESCRIPTION	MTL-WT-3KL	MTL-WT-4KL	MTL-WT-5KL
CAPACITY (LITRES)	3000	4000	5000
SHEET OF DRUM (MM)	5		
LOADING HOLE DIA (MM)	550		
TYRE	9.00X16		
RING HITCH DIA (MM)	65		
WEIGHT (KG)	900	1100	1400
AXLE (MM)	75		
TRACTOR HP	35-50	45-60	60-75

### FEATURES:

- Water Trailers are used for storage of water for irrigation, agriculture and as a fire extinguisher during fire hazards and for many other applications.
- It has an elliptical shape ensuring low centre of gravity.
- A sheet partition is provided for tank's stability against jerks created by water during transportation.
- Inside and outside channel support gives it more rigidity.
- Easily transportable as it gets easily mounted/detached with chassis body.

**CHECKS BEFORE USE:** • Check tyre pressure • Tighten all bolts • Remove parking break





# MACHINO

## TRACTOR MOUNTED REEL SPRAYER CUM BOOM SPRAYER

Product Code: MSP-TM



## TRACTOR OPERATED REEL SPRAYER

Product Code: MSP-TO



### MSP-TM FEATURES:

- Transport Lock For Lever - It avoids hose coming out of the reel during transport.
- Handgun - Imported Italian handgun with adjustable stroke for better coverage as per crop.
- Safety Device (PRV) - Reduces excess pressure from the pump.
- Dual Filtration - Suction filter 50 mesh & brass filter 80 mesh.
- Easy Height Adjustment - up to 6 ft. from ground.
- Adjustable Nozzle Spacing - as per crop.
- Boom can be used for ground crops where tractor entry is possible.
- Uniform coverage giving best crop protection.
- 5-mode controller and 2-way nozzles provide accurate delivery of chemicals.
- Proven Chemical and labour saving.
- Reel hose can be used for all types of ground crops as well as all tall trees.

### MSP-TO FEATURES:

- Belt Driven Hose Winding.
- Easy to wind hose on the reel by simply engaging lever.
- Available hose length 650 feet.
- Transport Lock For Lever avoids hose coming out of the reel during transport.
- Imported Italian handgun with adjustable stroke for better coverage as per crop.
- Safety Device (PRV) - Reduces excess pressure from the pump.
- Dual Filtration in Suction filter 50 mesh & brass filter 80 mesh.
- 5-mode controller and 2-way nozzles provide accurate delivery of chemicals.
- Proven Chemical and labour saving.
- Reel hose can be used for all types of ground crops as well as all tall trees.
- 1000 to 2000 ltr capacity.
- PTO shaft driven with RPM@540.
- 7.00x19 top brand heavy duty tyres.

DESCRIPTION	MSP-TM 5
PARAMETER	MACHINO REEL 500
TANK	500 Litre
PUMP	55 LPM Diaphragm
HANDGUN	1 Handgun
HOSE LENGTH	600 feet (optional)
NO. OF NOZZLE	12 (in boom sprayer)
TRACTOR HP	30 HP & Above
RPM	540
WEIGHT	180 KG
PUMP	HTP HORIZONTAL TRIPLEX PISTON POWER SPRAYER 65 l/min discharge
PAINT	PU PAINT

DESCRIPTION	MSP-TO-1.0	MSP-TO-1.5	MSP-TO-2.0
TANK MATERIAL	HD POLY-ETHYLENE/ SS-302 STEEL		
TANK CAPACITY	1000 LT	1500 LT	2000 LT
PAINT	PU PAINT		
3 POINT LINKAGE	CAT-II		
PUMP	ROLLER ASPEE PTO PUMP		
REEL PIPE	650 FEET		
HOSE PIPE	8 OR 10 mm		
RPM	540		
WEIGHT	565 Kg	740 Kg	950 Kg
TRACTOR HP	30-35	35-40	40-45
TYRE (OPTIONAL)	7.00X19		

### CHECKS BEFORE USE:

- Wash properly before use.
- Check leakage.
- Always use clean water.







# MACHINO



## 2/4 STROKE KNAPSACK SPRAYER

Product Code: MKSP



DESCRIPTION	MKSP-25-MP	MKSP-25-MS	MKSP-4S
TANK CAPACITY (L)	25	25	25
TANK	HDPE	HDPE	HDPE
FUEL TANK (L)	1.1	0.8	0.9
WORKING PRESSURE (KGF/CM <sup>2</sup> )	15-25	15-25	15-25
SUCTION CAPACITY(L/MIN)	10	7	7
DISPLACEMENT (CC)	26	26	37.7
STARTING SYSTEM	Recoil	Recoil	Recoil Start
CARBURETTOR TYPE	WALBRO	Diaphragm	Diaphragm
PUMP TYPE	Piston Pump	Piston Pump	Piston Pump
NET WEIGHT (KG)	11	9.2	9.5
GROSS WEIGHT (KG)	12.5	10.6	12
DIMENSION (CM)	43*35*67	44*35*70	43*38.5*69.5
RATED OUTPUT	0.9 HP@6000 RPM	0.9 HP@6500 RPM	1.2HP@6500 RPM

### FEATURES:

- High Pressure gives better crop coverage & higher yield.
- Stainless steel plunger for long life.
- Heavy duty carburettor for trouble free operation.
- Auto ignition system with bigger recoil.
- Low vibration & Noise comfortable to use.
- Extra strong cushion belt comfort for shoulders.
- Standard fitment heavy duty spray gun.
- 1 Year warranty backed by all India network.
- "Powerful 2/4 stroke knapsack sprayer with fuel efficient engine & Brass pump. Easy recoil start, easy to carry, suitable for orchard & farms"

### CHECKS BEFORE USE:

- Check 2T oil.
- Wash properly before use.
- Check leakage.
- Always use clean water.





# MACHINO

## BATTERY OPERATED CUM MANUAL SPRAYER

Product Code: MSP-BT



DESCRIPTION	MSP-BT
TANK CAPACITY	18 L
BATTERY CAPACITY	12V/12A/h
PRESSURE	0.53 MPa
DISCHARGE	3.6 L/min
DISCHARGE TIME	360 min
PRESSURE REGULATOR	Standard fitment
GROSS WEIGHT	7.6 kg
WEIGHT OF BATTERY	3.4 kg
PRESSURE CHAMBER CAPACITY	0.80 L
OPERATING HANDLE	MS Pipe
SPRAY LANCE TYPE	Telescopic stainless steel
SPRAY LANCE LENGTH	Maximum=84 cm, Minimum=51 cm
OUTPUT VOLTAGE	12.93V
CHEMICAL TANK	Poly propylene tank
REGULATOR KNOB	Metallic round type
SHOULDER STRAPS	Nylon padded belt
SPRAYING GUN	Stainless steel with brass nuts
WATER FILTER	Nylon mesh filter
VOLTAGE INDICATOR	Dial type indicator with glow lights

### FEATURES:

- Powerful rechargeable battery cum manual sprayer.
- Powerful rechargeable battery cum manual sprayer with heavy duty battery suitable for long duration usage.
- High pressure discharge gives longer reach for spraying. Suitable for Chilli, Rice & Vegetables.
- Battery sprayer with 6h run time.
- Heavy duty 3.4 kg battery gives long life.
- Stainless Steel lance with brass nuts.
- High pressure diaphragm pump 3.6 L/min discharge.
- High pressure jet spray up to 29ft horizontal.
- Bigger pressure chamber 800 ml.
- Manually easily operated sprayer.
- Stainless Steel lance with brass nuts.

### CHECKS BEFORE USE:

- Wash properly before use.
- Charge battery properly.
- Always use clean water.





# MINI SERIES







# MACHINO

## MINI ROTAVATOR SINGLE SPEED

Product Code: MMN-RTSS



HEAVY DUTY GEAR BOX  
FOR BETTER PERFORMANCE  
IN DIFFERENT SKID



ADJUSTABLE TRAILING  
BOARD  
AND DEPTH SKID



OIL IMMERSED GEAR DRIVE  
FOR NOISELESS AND  
SMOOTH OPERATION



FULLY TESTED  
FOR WETLAND  
CULTIVATION



POWER COATED PAINT,  
GOOD FOR WET CONDITIONS  
AND EXCELLENT  
CORROSION RESISTANCE



HELICALLY  
ARRANGED SIX  
BLADES PER  
FLANGE

DESCRIPTION	MMN-RTSS-80	MMN-RTSS-100	MMN-RTSS-120
GEARBOX	SINGLE SPEED-13X23		
SIDE TRANSMISSION	GEAR TYPE		
SIDE GEAR	20 X 36 X 28		
TYPE OF BLADE	L/C		
NO. OF FLANGE	4	5	6
NO. OF BLADE	16/24	20/30	24/36
CHASSIS THICKNESS	4 MM		
WEIGHT (KG)	170	190	205
TRACTOR HP	15-20	20-25	25-30
WORKING WIDTH	890	1050	1250
RPM @PTO 540	215.4475703		
WORKING DEPTH	120		
DRIVE LINE SAFETY	Shear Bolt		
ROTOR DIAMETER	76		
ROTOR DIAMETER WITH BLADE	370		
THREE POINT LINKAGE	CAT-I		



RPM

BEVEL GEAR SET

ROTOR RPM

540

13

23

218

### FEATURES:

- It is available in sizes from 0.8 to 1.2 meters working width.
- It's specially designed blade rotor reduces load on tractor as well as diesel consumption and avoids tyre slippage.
- Strong and sturdy design made for hassle free performance and better durability.
- In-house manufactured Boron steel blades provides long lasting performance.

**CHECKS BEFORE USE:** • Check oil level • Tighten all bolts • Grease PTO





## MINI ROTAVATOR MULTI SPEED

Product Code: MMN-RTMS



### FEATURES:

- It is specially designed multi speed gear box for mini rotavator.
- Machino Mini Series Multi Speed gear box provides option of 4 different rotor rpm for different soil conditions and applications.
- It is available in sizes from 0.8 to 1.2 meters working width.
- It's specially designed blade rotor reduces load on tractor as well as diesel consumption and avoids tyre slippage.
- Strong and sturdy design made for hassle free performance and better durability.
- In-house manufactured Boron steel blades provides long lasting performance.

RPM CHART GEAR BOX MINI 11X20 DUAL SPEED			
RPM	REDUCTION GEAR		ROTOR RPM
	A	B	
540	21	22	203
	22	21	222
	16	27	126
1000	16	27	233

**CHECKS BEFORE USE:** • Check oil level • Tighten all bolts • Grease PTO



HEAVY DUTY GEAR BOX  
FOR BETTER PERFORMANCE  
IN DIFFERENT SKID



ADJUSTABLE TRAILING  
BOARD  
AND DEPTH SKID



OIL IMMERSER GEAR DRIVE  
FOR NOISELESS AND  
SMOOTH OPERATION



FULLY TESTED  
FOR WETLAND  
CULTIVATION



POWER COATED PAINT,  
GOOD FOR WET CONDITIONS  
AND EXCELLENT  
CORROSION RESISTANCE



HELICALLY  
ARRANGED SIX  
BLADES PER  
FLANGE

DESCRIPTION	MMN-RTMS-80	MMN-RTMS-100	MMN-RTMS-120
GEARBOX	MULTI SPEED-11 X 20		
SIDE TRANSMISSION	GEAR TYPE		
SIDE GEAR	20 X 36 X 28		
TYPE OF BLADE	L/C		
NO. OF FLANGE	4	5	6
NO. OF BLADE	16/24	20/30	24/36
CHASIS THICKNESS	4 MM		
WEIGHT (KG)	190	210	225
TRACTOR HP	15-20	20-25	25-30
WORKING WIDTH	890	1050	1250
RPM @PTO 540	202-222		
WORKING DEPTH	120		
DRIVE LINE SAFETY	Shear Bolt		
ROTOR DIAMETER	76		
ROTOR DIAMETER WITH BLADE	370		
THREE POINT LINKAGE	CAT-I		





# MACHINO

## MINI RIGID CULTIVATOR

Product Code: MMN-CLR



### FEATURES:

- This Mini Series cultivator is specially designed to be easily operate by mini tractor.
- It controls weed, mix and incorporate the soil to ensure the growing crop has enough water and nutrients to grow well.
- The implement has tempered reversible shovels mounted on the tynes which has long life.
- Suitable for use in stone and root obstructed soil.
- Suitable for light and medium soil conditions.
- Used for loosening and aerating soil to a depth of 9".
- Due to its small size it is best for the inter row cultivation & orchards operation.
- Single piece MS profile cut 20/22mm tyne.
- Reversible shovel with HRC 54-60.

**CHECKS BEFORE USE:** • Tighten all bolts



HEAVY DUTY  
FRAME



SPECIALLY DESIGNED  
C TYNE



3 POINT LINKAGE -  
CAT II



TEMPERED REVERSIBLE  
SHOVEL



HEAVY DUTY  
TENSILE PLATED PIN



TENSILE PLATED  
BOLTS

DESCRIPTION	MMN-CLR-5	MMN-CLR-7
<b>TYNES</b>	MS Profile Cut Single Piece	
<b>TYNE THK.</b>	20/22	
<b>SHOWELS</b>	8 (EN-45)	
<b>SPRING</b>	NA	
<b>FRAME</b>	BOX FRAME, 60 X 60 X 6	
<b>3 POINT LINKAGE</b>	Cat-I	
<b>UNDER FRAME CLEARANCE</b>	480	
<b>LENGTH MM</b>	1110	1567
<b>WIDTH MM</b>	712	
<b>HEIGHT MM</b>	520	
<b>WEIGHT KG</b>	120	160
<b>SHOWEL TO SHOWEL GAP</b>	380	
<b>TRACTOR HP</b>	15-20	20-25







# MACHINO



## MINI RIGID DUCKFOOT CULTIVATOR

Product Code: MMN-CLD



### FEATURES:

- This Mini Series Duckfoot cultivator is specially designed to be easily operate by mini tractor.
- Duckfoot cultivator's shovel has a wide range for working upto 9".
- It controls weed, mix and incorporate the soil to ensure the growing crop has enough water and nutrients to grow well.
- The implement has tempered shovels mounted on the tynes which has long life HRC 54-60.
- Suitable for use in stone and root obstructed soil.
- Suitable for hard and medium soil conditions.
- Used for loosening and aerating soil to a depth of 9".
- Heavy duty tyne clamp to hold the tyne & easy height adjustment for deep tillage.

**CHECKS BEFORE USE:** • Tighten all bolts



HEAVY DUTY  
FRAME



SPECIALLY DESIGNED  
J TYNE



3 POINT LINKAGE -  
CAT II



TEMPERED DUCKFOOT  
SHOVEL



HEAVY DUTY  
TENSILE PLATED PIN



TENSILE PLATED  
BOLTS

DESCRIPTION	MMN-CLD-7
<b>TYNES</b>	MS Profile Cut Single Piece
<b>TYNE THK.</b>	25/28
<b>SHOWELS</b>	HIGH CARBON
<b>SIDE FLAT</b>	125x10
<b>FRAME</b>	Sq.Bar-40
<b>3 POINT LINKAGE</b>	Cat-I
<b>UNDER FRAME CLEARANCE</b>	480
<b>LENGTH</b>	1560
<b>WIDTH</b>	775
<b>HEIGHT</b>	570
<b>WEIGHT</b>	175
<b>SHOWEL TO SHOWEL GAP</b>	450
<b>TRACTOR HP</b>	20-25
<b>TILLAGE WIDTH</b>	1560





# MACHINO

## MINI SPRING LOADED CULTIVATOR

Product Code: MMN-CLS



### FEATURES:

- This Mini Series Spring loaded cultivator is specially designed to be easily operate by mini tractor.
- It is used to bury crop residue in the soil which helps to warm the soil before planting
- The implement has tempered reversible shovels mounted on the tynes which has long life HRC 54-60.
- Suitable for use in stone and root obstructed soil.
- Suitable for light and medium soil conditions.
- Used for loosening and aerating soil to a depth of 9".
- When one tyne strikes a hidden object, the others continue to work at the correct depth.

**CHECKS BEFORE USE:** • Tighten all bolts



HEAVY DUTY  
CHANNEL FRAME



HEAVY DUTY  
FORGED TYNE



3 POINT LINKAGE -  
CAT II



TEMPERED REVERSIBLE  
SHOVEL



HEAVY DUTY  
TENSILE PLATED PIN



HEAVY DUTY SPRING  
WITH 25 TO 32 COILS

DESCRIPTION	MMN-CLS-5	MMN-CLS-7
<b>TYNES</b>	Forged	
<b>TYNE THK.</b>	20/22	
<b>SHOWELS</b>	8 (EN-45)	
<b>SPRING</b>	WD-10, 46.5 OD, 26 Coils	
<b>FRAME</b>	BOX FRAME, 60 X 60 X 6	
<b>3 POINT LINKAGE</b>	Cat-I	
<b>UNDER FRAME CLEARANCE</b>	480	
<b>LENGTH MM</b>	1110	1567
<b>WIDTH MM</b>	712	
<b>HEIGHT MM</b>	520	
<b>WEIGHT KG</b>	120	160
<b>SHOWEL TO SHOWEL GAP</b>	380	
<b>TRACTOR HP</b>	15-20	20-25







## MINI TIPPING & NON TIPPING TROLLEY

Product Code: MMN-TPT



15 TON CAPACITY HEAVY DUTY DOUBLE STAGE HYDRAULIC JACK



3 MM THICKNESS CORRUGATED SIDE WALLS



FORGING HITCH FOR EASY TRANSPORTATION



10.00X20 HEAVY DUTY TYRES



200X65 MM M.S. CHANNEL SECOND CHASSIS



200X75 MM M.S. CHANNEL FIRST CHASSIS

### FEATURES:

- This Mini Series Trolley is specially designed to be easily operate by mini tractor.
- It is available in 3 sizes & all they are available in Tipping & Non Tipping Model.
- Supplying quality products with high reliability at competitive price.
- Providing efficient and prompt after sales service.
- Achieving high degree of customer satisfaction through continuous improvement process.
- Minimising product cost while maintaining high quality and reliability.
- Efficient services to the satisfaction of the customers.
- Economical and competitive prices.
- High quality and reliability.

DESCRIPTION	MMN-TPT-R	MMN-TPT-H	MMN-TPT-X
TYRE SIZE	600 x 16		
NO. OF TYRES	02		
SIZE (IN FEET)	7 x 4 x 1.25	8 x 5 x 1.25	8 x 5 x 1.5
CAPACITY	2 ton	2 ton	3 ton
FRAME	Ch - 75x40 , Ch - 100x50 (Triangular)		
CHASSIS SHEET	Sheet 3 mm		
SIDE WALL	Sheet 3 mm - Carrugated / Angle Supported		
HITCH DIA	32 mm		
AXLE	Sq Bar 50		
HYDRAULIC SYSTEM	Optional		
JACK CAPACITY	3 ton		
WEIGHT (IN KG.)	530	575	650
TRACTOR HP	12 +	12 +	15 +

**CHECKS BEFORE USE:** • Check tyre pressure • Tighten all bolts • Remove parking break





# MACHINO

## MOUNTED DISC PLOUGH

Product Code: MMN-MD



	DISC
TYPE OF DISCS	Boron / EN45
SCRAPER	8mm
GUIDE WHEEL	Disc Flange

### FEATURES:

- This Mini Series Disc Plough is specially designed to be easily operate by mini tractor.
- In conformity with the soil conditions it is being produced with 2 bottoms version.
- It is directly & easily mounted to the tractors.
- Extra heavy-duty pipe frame has high trash clearance allowing the plough to operate under heavy crop residue.

**CHECKS BEFORE USE:** • Tighten all bolts • Grease all hubs



ADJUSTABLE  
SCRAPER



26" BORON  
STEEL DISC



REAR DISC TO  
CONTROL DIRECTION



HEAVY DUTY  
STRUCTURE FRAME



CASTED EXTRA  
HEAVY DUTY HUB



CAT II  
LINKAGE

DESCRIPTION	MMN-MD
AXLE TYPE	Forged Spindle
DRAWBAR TYPE	Round/Hexagonal
BOTTOM	2
DISC DIAMETER	660x6(26") or 710x7(28")
TILLAGE WIDTH	500-550
DISC SPACING	570
BEARING HUBS	2
3-POINT LINKAGE	Cat-I
WEIGHT	320
TRACTOR POWER(HP)	50-60
OVERALL LENGTH	1800 mm
OVERALL WIDTH	820 mm
HEIGHT	1220 mm
FRAME	EXTRA HEAVY DUTY TUBULAR FRAME (OD 168 mm & ID 146 mm)







# MACHINO



## MOUNTED MB PLOUGH

Product Code: MMN-MB



### FEATURES:

- This Mini Series Mounted Disc Plough is specially designed to be easily operate by mini tractor.
- In conformity with the soil conditions it is being produced with 2 Furrow.
- The under-frame and unit-to-unit clearance are adequate to cope with trashy conditions.
- The plough has special wear-resistant steel blade with bar points for toughest ploughing jobs.
- Bar points having longer life, as they can be extended till the last possible length.
- It is designed to work in all types of soil, for soil breaking, soil raising and soil turning.

**CHECKS BEFORE USE:** • Tighten all bolts



HD SERIES  
ROBUST FRAME



LONG LASTING HEAVY  
DUTY BLADE & BAR POINT



HEAVY DUTY  
TEMPERED FURROW



HEAVY DUTY 3 POINT  
LINKAGE CAT II



CONVERTIBLE TO  
3 & 4 FURROW EASILY



36MM STRONG  
MS TYNE

DESCRIPTION	MMN-MB
FURROW	2
FRAME (MM)	72X72 Square Bar
DRAW BAR ROD (MM)	45 (Solid Rod)
TINES (MM)	45 (Solid Rod)
LENGTH (MM)	1008
HEIGHT (MM)	812
MCULD BOARD (MM)	6
BAR POINT	sq 32
3 POINT LINKAGE	65x16 (Flat )
CONNECTING ROD (MM)	42.6 Round Pipe
WIDTH OF CUT (MM)	400
WEIGHT (KG. APPROX)	120
TRACTOR POWER (HP)	20-25





# MACHINO

## MINI SERIES LEVELER

Product Code: MMN-LV



CONVERTIBLE WITH  
REVERSE & FORWARD  
WORKING WITH TRACTOR



65X16 HD  
SERIES CAT 2  
LINKAGE



100X12 MM  
CARBON STEEL LONG  
LIFE SCRAPER BLADE



SPECIALLY DESIGNED  
LINKAGE CONNECTING 16 MM  
RECTANGULAR SQUARE BAR  
FOR BETTER FUNCTIONING



HEAVY DUTY  
10MM SHEET



25X10 VERTICAL SUPPORT  
& 100 TO 5 MM WIDE  
HORIZONTAL  
SUPPORTS FOR EXTRA  
RIGIDITY & ROBUST WORKING

### FEATURES:

- This Mini Series Leveler is specially designed to be easily operate by mini tractor.
- It is a simple leveling implement which is directly fitted to tractor.
- It is a basic implement used for leveling of land.
- Very useful for agriculture purpose.
- Useful for flood irrigation.
- Useful for increasing productivity and saves cost of irrigation.
- Available with reversible operation working.
- Heavy duty high carbon scraper blade for long life of board.
- Extra vertical & horizontal supports makes board extra rigid & durable.

**CHECKS BEFORE USE:** • Tighten all bolts

DESCRIPTION	MMN-LV-4
SIZE	4FEET
BOARD DIMENSIONS	1200 X 500 X 8
SCRAPER BLADE	100X12
3 POINT LINKAGE	CAT-I
WEIGHT	120
TRACTOR POWER	20-25
LINKAGE FLATE	65X10
LINKAGE PIN	18mm
VERTICAL SUPPORT	25X10
HORIZONTAL SUPPORT	100X5





## MINI ROTARY SLASHER

Product Code: MMN-RS



### FEATURES:

- This Mini Rotary Slasher is specially designed to be easily operate by mini tractor.
- Rotary slasher with chains.
- 540 rpm gearbox.
- Cat. 1 hitch.
- Cutting height from 25 mm to 200 mm.
- Frontal and rear protective MS flaps.
- Frame thickness 3 mm.
- Heavy duty 9x14 gear box for extra speed for fast working of machine with tractor RPM 540.

**CHECKS BEFORE USE:** • Check oil level • Tighten all bolts • Grease PTO



HEAVY DUTY  
GEAR BOX



SPECIALLY DESIGNED  
FRAME FOR  
LONG LIFE



OPTIONAL TYRE  
FOR EASY OPERATION  
AND DEPTH CONTROL



SPECIALLY DESIGNED  
CAT 1 CAT 2 LINKAGE



SAFETY CHAINS  
PROVIDED



LOW FUEL  
CONSUMPTION

DESCRIPTION	MMN-RS
CUTTING WIDTH	48"
TRANSPORT WIDTH (MM)	1372
OVERALL LENGTH (MM)	1880
CUTTING HEIGHT (MM)	25-200
HITCH	Cat-I & QH
BLADE CARRIER	Round Pan
P.T.O. SHAFT	Clutch Type
TYRE	OPTIONAL
DECK THICKNESS (MM)	3
SIDE SKID (MM)	5
WEIGHT (KG.APPROX)	175
TRACTOR POWER (MIN. HP)	15-20
RPM	347





# MACHINO

## SPARE PARTS



Dust Cover  
Small 25mm long



RD Hub Steel Forged



RD Hub Steel Forged



Spring Rod Assembly



Spring Rod Assy. N/M



Bevel Gear & Pinion  
11X20 Teeth



Dead Hub



Dead Hub Cap Only



RD Axle W/Bush 10  
Splines



Dead Axle 8 No.



Idler Axle/Pin



Bevel Gear & Pinion  
13 X 25



Depth Skid Set  
(Right+Left)



Multi Gear Teeth  
(16x20, 17x19)



Front Link Clamp  
(SG Iron)



Spring Rod Assy  
18mm



Dead Hub W/Cap  
(Steel Forging)



10X75 Bolt  
(Tempered)



12x40 Bolt  
(Tempered)



14X40 Bolt  
(Tempered)



Yoke Big Hole Outer Lock



Yoke Small Hole  
Outer Lock



Shearing Bolt  
Yoke



Shearing Bolt Yoke  
Upper Portion



Input Shaft Regular  
Model



24mm x 1.5 Pitch Nut



32mm x 1.5 Pitch Nut



35mm x 1.5 Pitch Nut



PTO Shaft W/Cover



Transmission Shaft (4 Feet to 8 Feet)



Side Gear Set 18 x 33 x 28 Teeth



Side Cover 20 Hole





## GEAR BOX



11x20 (Regular Single Speed)



11x20 (Regular 2 Single Speed)



13x23 (Heavy Duty Single Speed)



13x23 Heavy Duty (2 Speed Multi)



14x25 Heavy Duty (Single Speed)



14x25 (Heavy Duty 4 Speed Multi)



13x25 (4 Speed Multi)



13x23 Mini (Single Speed)



11x20 Mini (Multi Speed)



Reaper Gear Box 21x21



11x26 Inter Row Weeder SS



Rotary Slasher (SS)





# MACHINO

## BLADES & SHOVELS

C-Type



Zerovator



L-Type



REVERSIBLE  
SHOVEL



DUCKFOOT  
SHOVEL



INTER  
SHOVEL



Specification	Length	Thickness	Weight	Width	Model
L TYPE	280mm	8mm, 7mm	8mm-1.180 kg 7mm-1.050 kg	86mm	14x46 14x57 12x57 12x46
ZEROVATOR	275mm	8mm	1.050 kg	75mm	12x44
C TYPE	STANDARD	STANDARD	STANDARD	STANDARD	STANDARD
MINI	230mm	6mm	620gm	60mm	12x39

SHOVEL MODEL 	LENGTH 	WIDTH 	HEIGHT 	THICKNESS 	NO. OF HOLES	WEIGHT 
REVERSIBLE SHOVEL - R2	270	70	73	9 mm	2	1.100
REVERSIBLE SHOVEL - R3	276	60	65	7 mm	3	0.850
REVERSIBLE SHOVEL - H3	345	75	85	10 mm	3	1.700
INTER SHOVEL	295	60	80	8 mm	2	0.950
DUCKFOOT SHOVEL - A	-	245	-	5 mm	2	1.000
DUCKFOOT SHOVEL - B	-	210	-	7 mm	2	1.250







# MACHINO



## OTHER PRODUCTS



CLUTCH CULTIVATOR



SCHIZLER



HALF PIPE ROTAVATOR



CENTER TYRE HARROW



SUPER MINI CULTIVATOR



LONG LEG CULTIVATOR



TYNOVATOR



RIGID EXTRA HEAVY



SOIL SPADER



SHEET TYPE BUND MAKER



ZYROVATOR



PADDY HARROW







# MACHINO

## MACHINO EVENTS







# MACHINO

AGRICULTURE IMPLEMENTS PRIVATE LIMITED



Kutail Road Near Govt. High School,  
Kutail, Karnal-132001 (HARYANA)  
+91-8295650033 / 8295650099  
marketing.machino@gmail.com  
www.agricultureimplements.in  
www.machino.in

